


The National Study



# E-PETITIONS IN UKRAINE



**EASTERN PARTNERSHIP  
CIVIL SOCIETY FACILITY**

**C**enter for  
**I**nnovations  
**D**evelopment

**The author of the study:**

Anna Iemeljanova, an expert of the Center for Innovations Development.

**The mentor and reviewer:**

Serhiy Loboyko, the head of the Center for Innovations Development, the leader of the team “E-democracy” of the Reanimation Package of Reforms.

**Iemeljanova A., Loboyko S.  
The national study of e-petitions in Ukraine.  
Kyiv. 2018. p. 47.**

---

The study was published in the context of the project “Eastern Partnership Civil Society Facility”, funded by the European Union.

# Content

4	Introduction
6	The study   Methodology
7	Results of the study   National dimension
9	Results of the study   Regional dimension
14	Results of the study  Regional centers
16	Results of the study   Dimension of small cities
17	Results of the study   Conclusions and recommendations
19	Attachments   Regional dimension
43	Attachments   Regional centers
47	Bibliography

# INTRODUCTION

E-petitions in Ukraine were introduced in 2015 by the relevant decision of the Parliament. That decision was elaborated by the experts of the Center for Innovations Development, the Reanimation Package of Reforms in collaboration with the Presidential Administration of Ukraine.

In Ukraine, e-petitions may be submitted to the President of Ukraine, the Verkhovna Rada of Ukraine, the Cabinet of Ministers of Ukraine (the Government of Ukraine), and the local self-government bodies. To date, more than 30,000 e-petitions have already been submitted to the President of Ukraine, the Verkhovna Rada of Ukraine, the Cabinet of Ministers of Ukraine, and to all the local self-government bodies.

The National Study of e-petitions was carried out in order to identify the cities that have introduced or are preparing to introduce e-petitions, providing the information about the implementation of supported e-petitions. Furthermore, the statistical information concerning e-petitions (which ones were submitted, received the required number of signatures, considered, supported and implemented) was collected and the dynamics of indicators were monitored. On the basis of statistical data, the conclusions and recommendations were formed and could be useful for:

- the local self-government bodies and NGO (using the websites of which the right to petition can be implemented);
- the civic activists who are the active users of services in the cities.

Mostly, the residents of all Ukrainian cities have petitioned regarding transport, roads, housing and communal services. According to the petitioners, these issues require the priority attention.

It should be noticed, that e-petitions are introduced not only in the cities. Also, they have been introduced in 21 regional councils (except for Ivano-Frankivsk, Odesa, Chernivtsi) and in 5 regional state administrations (Dnipropetrovsk,

Zakarpattia, Mykolaiv, Odesa, Cherkasy), although the legislative procedure of introducing e-petitions was not determined in regional state administrations. The total number of submitted e-petitions in regional councils and regional state administrations is 53.

In addition, in Ukraine e-petitions have already been introduced in 10% of the recently established local self-government bodies that arise as a result of decentralization reforms — the amalgamated territorial communities. According to the study “Public and online services for the residents of the amalgamated territorial communities”, made by Karina Litvinova, an expert of the Center for Innovations Development, currently, e-petitions have begun to operate in 67 amalgamated territorial communities: 30 urban, 20 rural and 17 settlements. The total number of submitted e-petitions is 106.

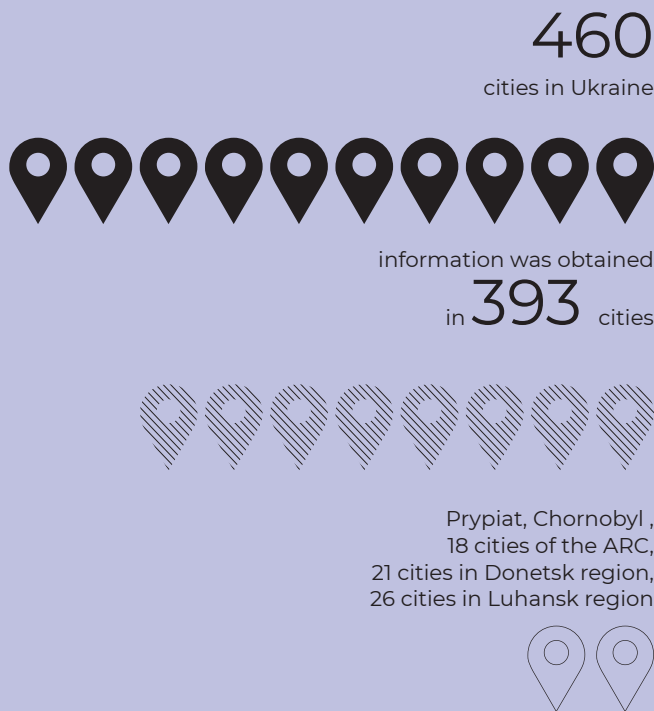
E-petitions have been introduced at the level of district councils in regions, for instance, Bobrinets District Council, Bogodukhiv District Council. However, in the process of decentralization, in the regions some districts are expected to be turned into the amalgamated territorial communities. There is also an example (Saksagan District Council in Kryvyi Rih) where e-petitions are implemented at the district council level.

Given the small number of e-petitions submitted to the regional councils, the regional state administrations and district councils, the availability of the separate studies, including the amalgamated territorial communities and users of the Unified System of Local Petitions, this study was focused on the systematization of data in all Ukrainian cities.

It is thought that in Ukraine, the e-petition tool is not only an indicator of the online development of the local community, but also an indicator of democracy of the local self-government bodies. The popularity of this tool obviously depends on how the local self-government bodies relate to it and their active users, whether they develop the dialogue and collaboration with the authors and supporters of popular e-petitions, or only formally respond to them.

# THE STUDY

In total, according to the State Statistics Service of Ukraine, there are 460 cities in Ukraine. The study was not carried out in Prypiat and Chornobyl which are in Kyiv region, in 18 cities of the Autonomous Republic of Crimea, and in the territory which are temporarily uncontrolled by the authorities of Ukraine (21 cities in Donetsk region and 26 cities in Luhansk region).



## METHODOLOGY

During the study, the information concerning e-petitions was obtained in 393 Ukrainian cities. The study includes the data about the cities which have become part of the amalgamated territorial communities.

The information was collected through the requests for receiving the public information and their verification by the relevant local self-government bodies.

- The information about the number of implemented e-petitions has not additionally been verified.
- The information concerning the most widespread topics of e-petitions in Ukrainian cities was collected.
- The data about e-petitions is categorized according to the regions, the cities which are the administrative centres, and small towns.

The information concerning the number of supported and implemented e-petitions often misses in the cities. The data about the number of e-petitions supported in the cities were often collected by the author independently. Percentages are rounded to integers according to the rules of arithmetic calculations.

### The statistical information was collected for the period from 2015 to 01.06.2018 concerning:



the number of submitted e-petitions;



the number of e-petitions that received the required number of signatures needed for their consideration in the manner provided for by the local self-government body;



the number of reviewed e-petitions;



the number of supported e-petitions;

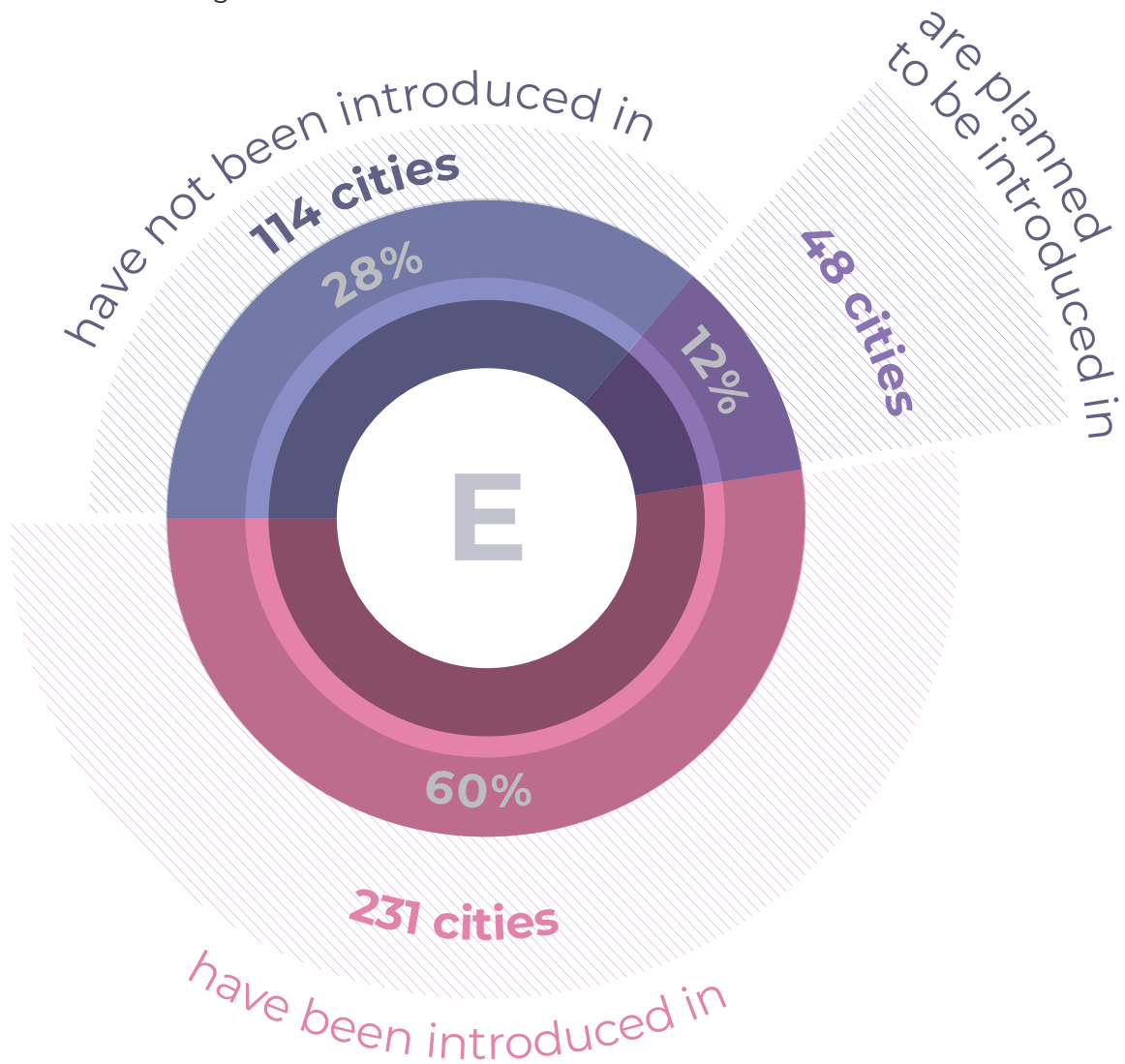


the number of implemented e-petitions.

# RESULTS OF THE STUDY

## NATIONAL DIMENSION

E-petitions reflect not only the need of the residents for solving the certain issues, but also the readiness of the local self-government bodies to listen to the people and solve these issues. E-petitions are an indicator of democracy of the local self-government bodies.



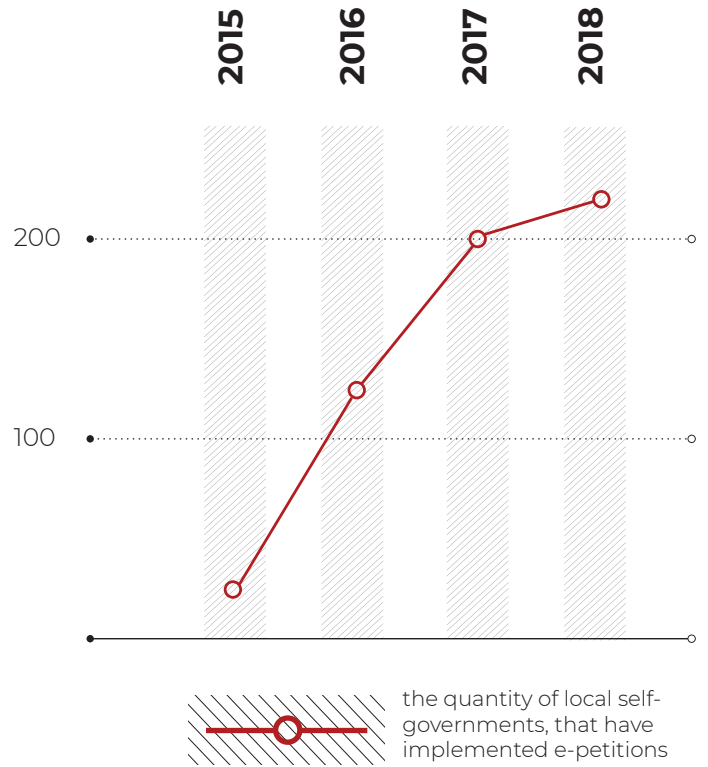
E-petitions have already been introduced in 231 cities of Ukraine, are planned to be introduced in 48 cities and were not introduced in 114 cities as of June 1, 2018.

Since the law was adopted in 2015, 28 local self-government bodies have become the discoverers. In 2016, 126 local self-government bodies joined to that list, the rest 77 – in 2017-2018.

It has been established that e-petitions are often not implemented in the cities with a small population of 1 000 inhabitants (Ugniv city) and up to 47 000 inhabitants (Nova Kakhovka city).

On the basis of statistics, it can be concluded that e-petitions function effectively not only in the large cities, but also in the small towns, for example: Pustomyty (~ 11 000 inhabitants), Ukrainka (~ 16 000 inhabitants), Dniprorudne (~ 20 000 inhabitants), Vyshhorod (~ 23 000 inhabitants), Slavutych (~ 25 000 inhabitants), Pereiaslav-Khmelnytskyi (~ 28 000 inhabitants), and others.

Despite this, e-petitions are not introduced in some medium-sized towns, for example: Izmail (~ 72 000 inhabitants) and Melitopol (~ 157 000 inhabitants).



During the period from 2015 to 01.06.2018 about 30 000 e-petitions were submitted in all Ukrainian cities. 11% of these petitions collected the required number of signatures for the compulsory reviewing by the local self-government bodies. 96% of them were reviewed by the local self-government bodies, the responsible structural unit or the responsible person. 50% of reviewed e-petitions were supported by the local self-government bodies, and 28% of them were implemented, according to the data provided by the local self-government bodies.

The e-petition is implemented in all the cities which are the regional centers of Ukraine and their inhabitants are the most active users.

The share of e-petitions in these cities in relation to all Ukrainian indicators is not less than 70%:


## The most popular topics of e-petitions in Ukraine are:

- *Urban redevelopment*
- *Transport and Roads*
- *Housing and Communal Services*

# RESULTS OF THE STUDY

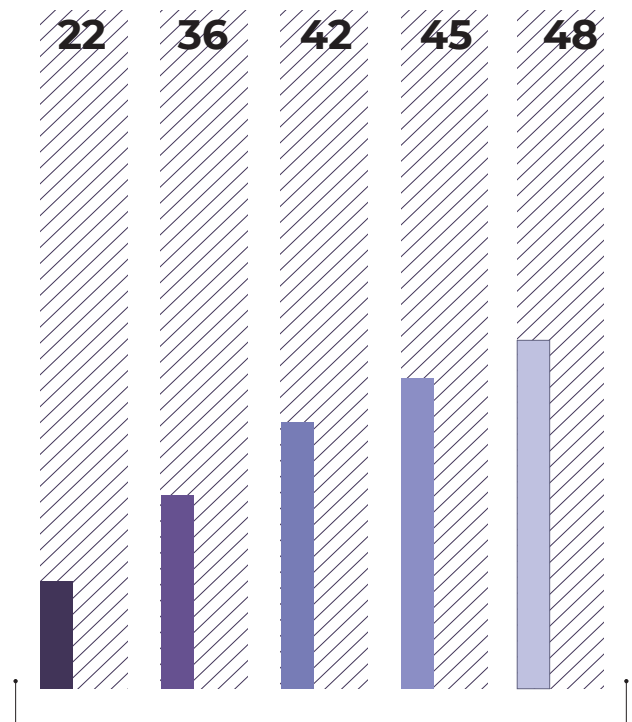
## REGIONAL DIMENSION

E-petitions are introduced in all regional centers of Ukraine. The indicators of the introduction of e-petitions in the cities according to the regions appear to be different.



The largest number of cities with e-petitions, %

- Mykolaiv region
- Kyiv region
- Zhytomyr region
- Ivano-Frankivsk and Sumy regions
- Zaporizhia and Kharkiv regions



The smallest number of cities with e-petitions, %

- Kherson region
- Luhansk region
- Kirovohrad and Odesa regions
- Zakarpattia region
- Lviv region

Analysis of cities by the regions, where e-petitions are used very actively (which means that there is at least one successful petition that got the required number of signatures for the compulsory reviewing in the manner prescribed

for e-petitions), provides the basis for concluding that the introduction of e-petitions is not a guarantee of their active use by the inhabitants. The indicators of the active use of e-petitions in the cities by region are as follows:



Kyiv region **16 cities** actively use e-petitions which means **64%** cities of region

Donetsk region **12 cities** actively use e-petitions which means **39%** cities of region



Kharkiv region **8 cities** actively use e-petitions which means **47%** cities of region



Lviv region **10 cities** actively use e-petitions which means **23%** cities of region



Khmelnysky region **7 cities** actively use e-petitions which means **54%** cities of region



Dnipropetrovsk region **7 cities** actively use e-petitions which means **35%** cities of region



Poltava region **6 cities** actively use e-petitions which means **40%** cities of region



Cherkasy region **7 cities** actively use e-petitions which means **44%** cities of region



Zaporizhia region **6 cities** actively use e-petitions which means **43%** cities of region

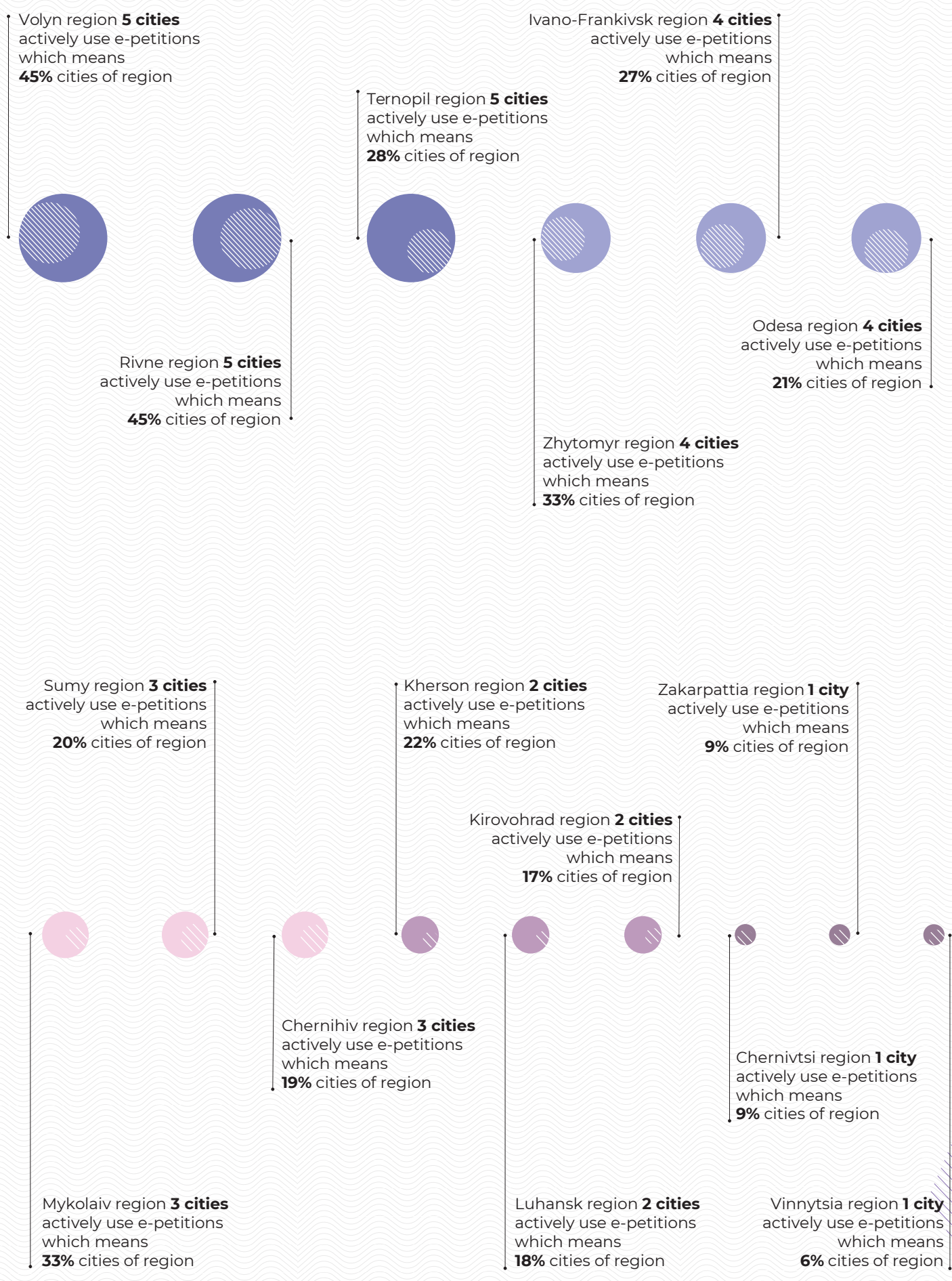


### The indicators of the active use of e-petitions in the cities by region

16 cities

1 city

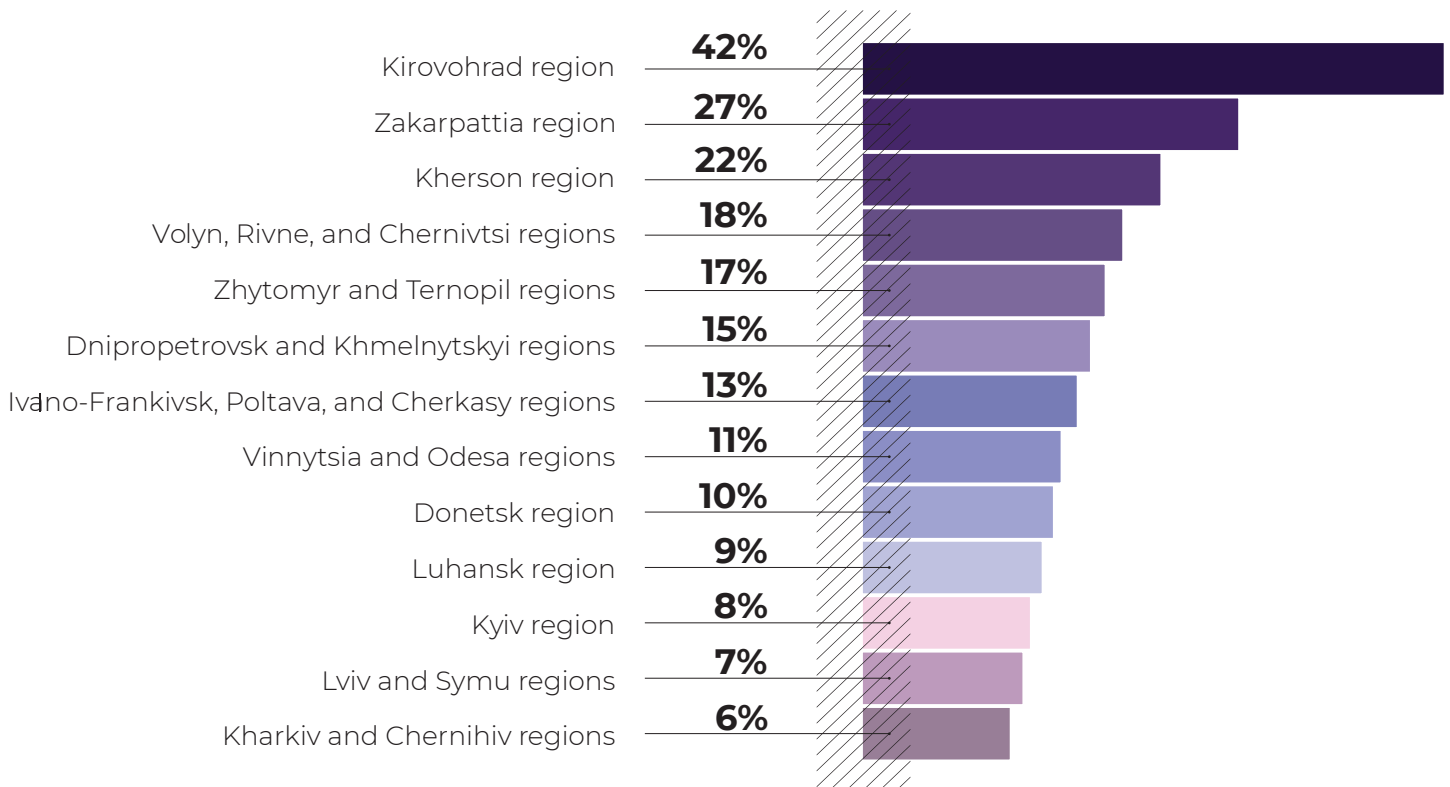




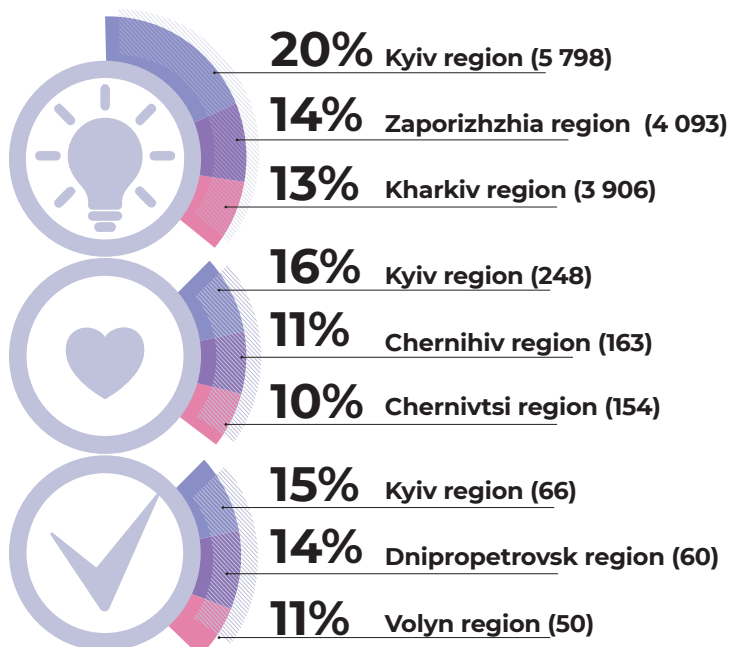
Regardless of how e-petitions work, the need for their implementation is a widespread opinion among the local self-government bodies. This is demonstrated by the fact that at least 48 cities in Ukraine plan to introduce e-petitions very soon. Most of the cities are going to be introduced

e-petitions in Kirovohrad region – 42%. As of June 1, 2018, there are some regions, for example, Zaporizhia and Mykolaiv regions, where such plans have not been identified. The distribution of indicators by the regions is as follows:

### % of cities which plan to implement e-petition



### % of e-petitions which were submitted, supported and implemented



The interesting data was obtained concerning the largest number of e-petitions which were submitted, supported and implemented by the local self-government bodies.

The biggest number of e-petitions was submitted in Kyiv region (5 798), Zaporizhzhia region (4 093), and Kharkiv region (3 906), which is, respectively, 20%, 14% and 13% of the total number of submitted petitions.

The largest number of e-petitions was supported by the local self-government bodies in Kyiv region (248), Chernihiv region (163) and Chernivtsi region (154), which is, respectively, 16%, 11% and 10% of the total number of supported petitions.

The biggest number of e-petitions was implemented in Kyiv region (66), Dnipropetrovsk region (60), Volyn region (50), which is, respectively, 15 %, 14% and 11% of the total number of implemented petitions in Ukraine.

It also should be noticed that the high indicator of the effectiveness of e-petitions in Volyn region was formed due to Lutsk city. In addition, this indicator can be considered reliable under the following conditions:

- When the local self-government bodies are making a decision, concerning an e-petition which has been implemented, they guide by

the petitioner`s opinion as well.

- The local self-government bodies monitor the statistics about the number of implemented petitions. This data is not monitored in the certain cities and regional centres, for example, in Vinnytsia, Ivano-Frankivsk, Zhytomyr, Mykolaiv, Poltava, Rivne, Sumy, Ternopil, Kharkiv, Kherson, Chernihiv and Cherkasy.

**The largest indicator of the effectiveness of e-petitions, regardless all-Ukrainian data, is in the following regions:**

**100 %**

*The indicator of the effectiveness of e-petitions in Volyn region*

**96 %**

*The indicator of the effectiveness of e-petitions in Zaporizhia region*

**67%**

*The indicator of the effectiveness of e-petitions in Luhansk and Zakarpattia regions*

The expanded statistics can be viewed by clicking on the following links:

- VINNYTSIA REGION
- VOLYN REGION
- DNIPROPETROVSK REGION
- DONETSK REGION
- ZHYTOMYR REGION
- ZAKARPATTIA REGION
- ZAPORIZHIA REGION
- IVANO-FRANKIVSK REGION
- KYIV REGION
- KIROVOHRAD REGION
- LUHANSK REGION
- LVIV REGION
- MYKOLAIV REGION
- ODESA REGION
- POLTAVA REGION
- RIVNE REGION
- SUMY REGION
- TERNOPIL REGION
- KHARKIV REGION
- KHERSON REGION
- KHMELNYTSKYI REGION
- CHERKASY REGION
- CHERNIVTSI REGION
- CHERNIHIV REGION



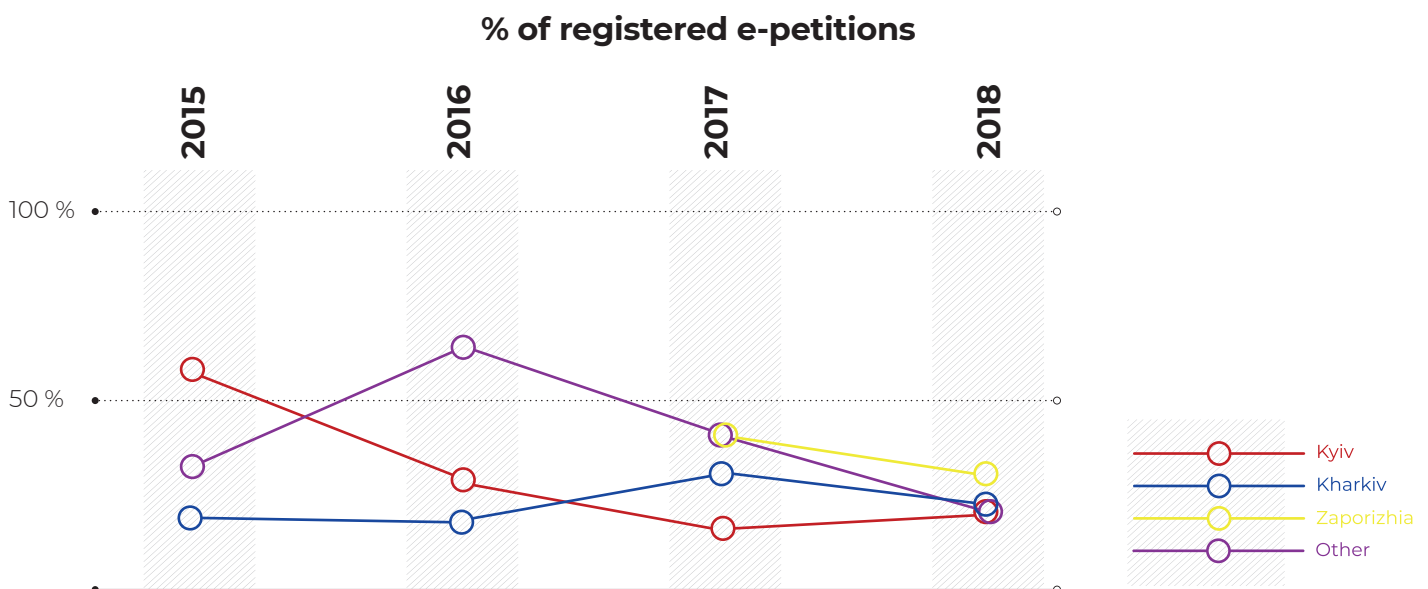
# RESULTS OF THE STUDY

## REGIONAL CENTRES

### Since 2017, all the regional centers of Ukraine have introduced e-petitions.

The residents become the most active users of e-petitions immediately after the introduction of this tool. Then the residents begin to be more serious about using e-petitions. This fact

characterizes the dynamics of activity of the inhabitants in three city-leaders. During the period from 2015 to 2016, the residents of Kyiv and Kharkiv became the most active users.



During the period from 2017 to 2018 (as of June 1, 2018), the largest number of petitions were registered in Zaporizhia.

It should be mentioned that the effectiveness of e-petitions have to be declared by the relevant local self-government bodies and also be certified by the petitioner. Since this kind of practice was introduced in Kyiv, it was found out that the opinion of the local self-government bodies

and the petitioners, concerning the particular issue, may not coincide in up to 50% of the cases. Therefore, the objectivity of the above-mentioned data from the local self-government bodies will require further research in the future.

More information about the statistical indicators of e-petitions in the cities which are the regional centers can be found by clicking the links:

[2015](#)

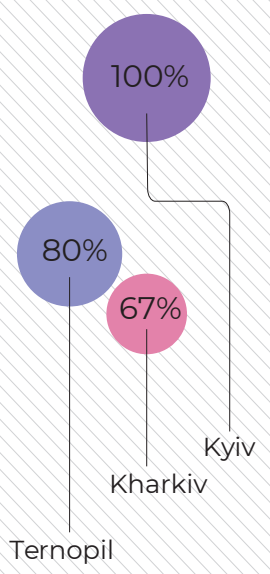
[2016](#)

[2017](#)

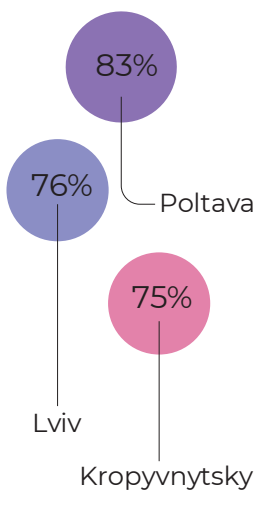
[2018](#)

2015

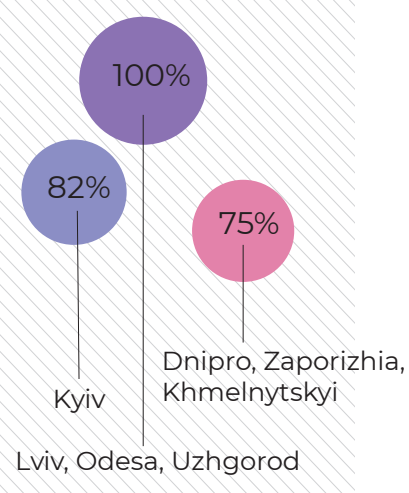
**Most often, the local self-government bodies supported the residents' e-petitions:**



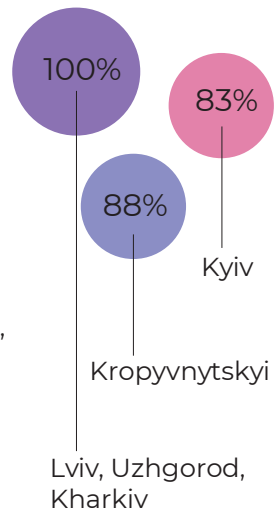
2016



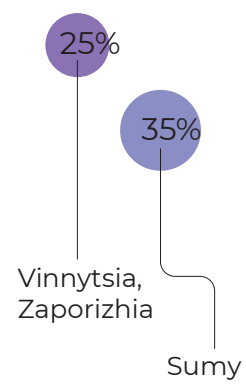
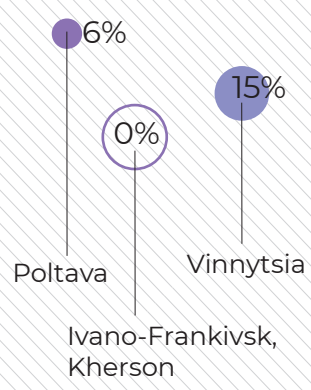
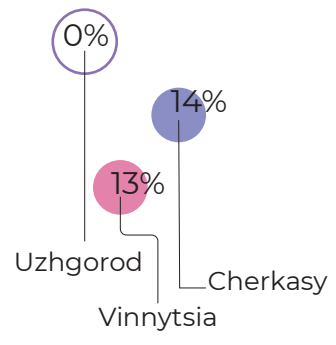
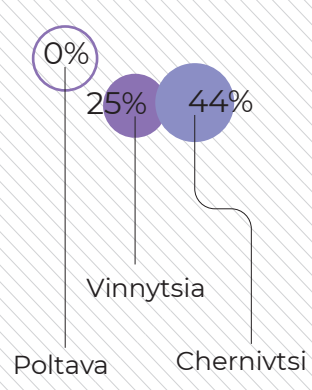
2017



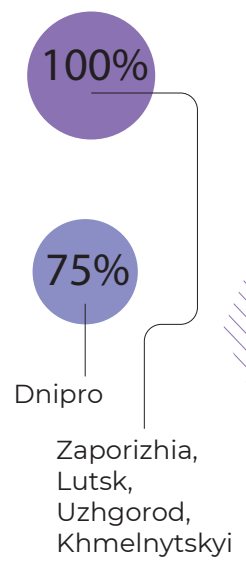
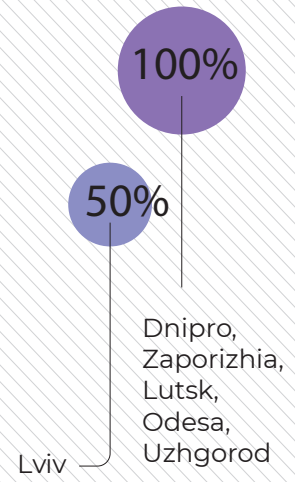
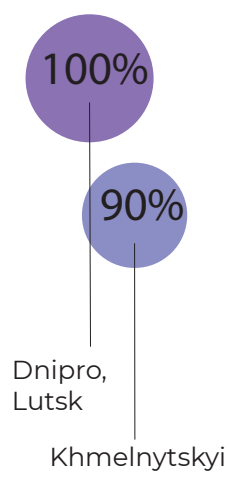

2018



**More rarely, the local self-government bodies supported the residents' e-petitions:**



**The biggest percentage of implemented e-petitions was identified:**



results

study

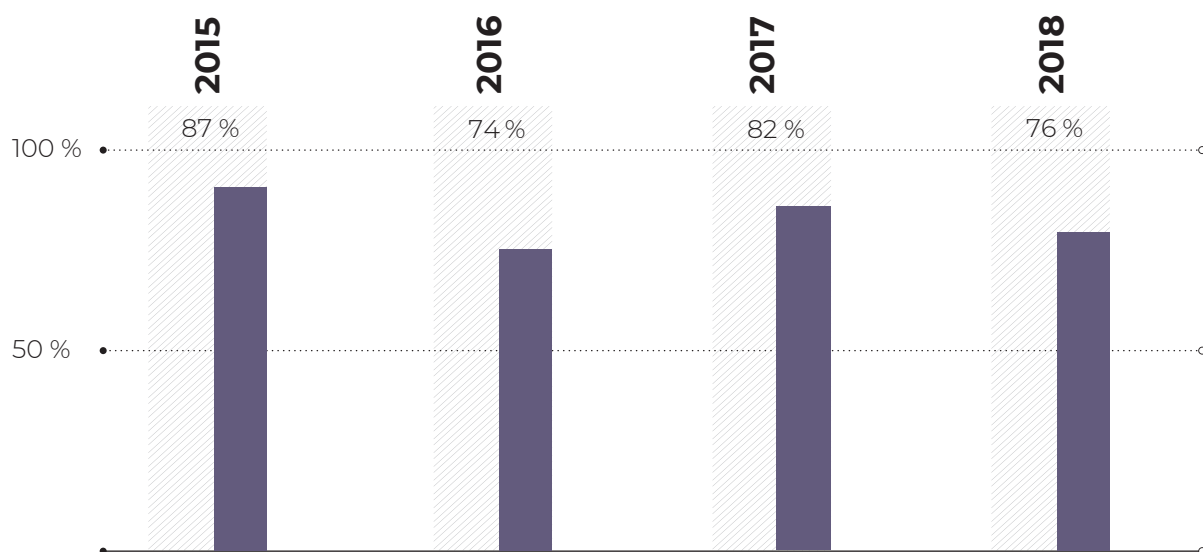
# RESULTS OF THE STUDY

## DIMENSION OF SMALL CITIES

The most active users of e-petitions are the local residents of the big cities and the cities which are the regional centers. The dynamics of submitted

e-petitions in the regional centers in comparison with the national indicators is ambiguous:

### The dynamics of submitted e-petitions in the regional centers in comparison with the national indicators



It should be mentioned about some small cities where e-petitions are also used actively. Below there are given the examples of the cities where e-petitions got the required number of signatures for the compulsory reviewing by the local self-government bodies during the period from 2017 to 2018 (as of June 1, 2018).

In Ostroh city, with the population of ~ 16 000, there are 6 e-petitions which received the required number of signatures and were supported by the local self-government bodies, and 2 implemented petitions. This represents 33% in total. This indicator is bigger than in Sumy and Chernivtsi where the population is ~ 265 000 and 263 000 respectively.

In Pereiaslav-Khmelnytskyi, with the population of ~ 28 000, there are 8 e-petitions which received the required number of signatures and were supported by the local self-government bodies. Moreover, 3 of these petitions were implemented. It represents 38% the effectiveness. This indicator is larger than in Kropyvnytskyi where the effectiveness is ~24%.

It also should be said that e-petitions are actively introduced and inhabitants receive the advantages of using this tool of e-democracy. It happens in some small towns, for example, Bucha, Vasylkiv, Vyshneve, Volodymyr-Volynskyi, Irpin, Myrhorod, Netishyn, Synelnykove, Truskavets, Fastiv and others where the population is no more than 50 000.

# RESULTS OF THE STUDY

## CONCLUSIONS AND RECOMMENDATIONS

### **E-petitions have been introduced in almost 60% of Ukrainian cities.**

12% of the cities plan to introduce e-petitions.

E-petitions have not been introduced in Izmail (more than 75000 inhabitants), Melitopol (more than 156000 inhabitants), and also in many small towns where the population is no more than 50000.

**The practice of small cities (for example Vyshneve, Vasylkiv, Pereiaslav-Khmelnyskyi, Fastiv etc.) shows that it is expedient to introduce e-petitions in small cities as well.**

**E-petitions are often used by the residents from the cities which are the regional centers.** 87% of e-petitions in 2015, 74% in 2016, 82% in 2017, 76% in 2018 (as of June 1, 2018) have been submitted in the cities-regional center, respectively to the all-Ukrainian data.

**The biggest number of the cities where e-petitions are used very actively** (that means at least one petition got the required number of signatures) **is in Kyiv region** (16 cities), **Donetsk region** (12 cities), **Lviv region** (10 cities).

**The biggest number of e-petitions was submitted, supported and implemented in Kyiv region**, which is, respectively, 20%, 16% and 15% of the national indicators.

**Approximately 30% of e-petitions were implemented in Ukraine during the period from 2015 to 2018.**

The largest percentage of the effectiveness of e-petitions is **in Volyn region – 100%**, regardless all-Ukrainian data.

Due to the **lack of the statistical data in most cities including the regional centers**, it is hard to monitor the development of e-petitions. It often happens because of the peculiarities of the e-services and the internal procedures of the local self-government bodies. It is necessary to introduce the compulsory form of statistical reporting at the local and national levels, and the consequent updating of IT services. During the elaboration of the form of statistical reporting, the methodology of this study and the methodology of “**The index of the local e-democracy in Ukraine: the pilot study**” (published by the Center for Innovations Development in 2018) can be taken as the basis.

The indicator of effectiveness of e-petitions can be reliable only when **the confirmation of implemented petitions is provided by the author.**





**An e-petition is an indicator of the democratic nature of the government and their readiness for the dialogue with the community.**


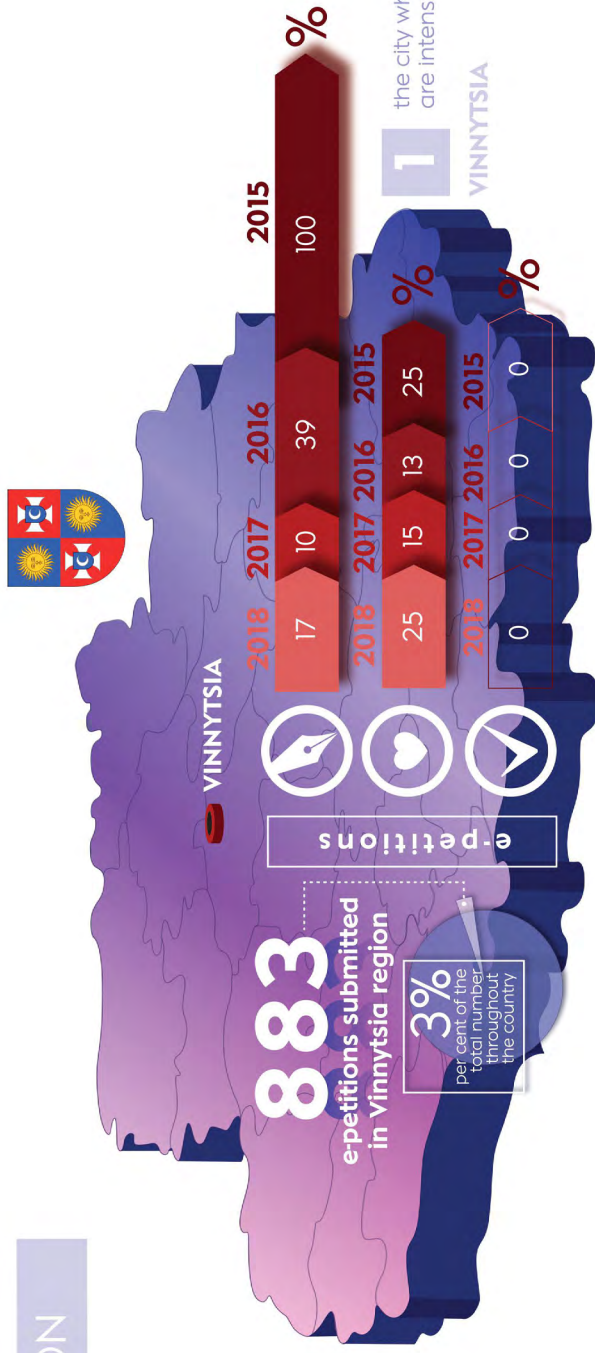
It is logical to consider that the effectiveness of the work of the local self-government bodies with this tool of e-democracy (how the local authorities respond to the successful e-petitions, implement petitions which are officially supported by the same local self-government body, the content of the dialogue between the authors/supporters of

e-petitions and the local authorities) affects the level of confidence of the people in relation to the local self-government bodies, their heads and the results of local elections. The correlation level of these effects requires the separate study after the completion of local elections in 2020.

# THE NATIONAL STUDY OF E-PETITIONS

## VINNYTSIA REGION

-  the e-petitions which collected the requisite number of signatures
-  the e-petitions which were supported by the local authorities
-  the petitions which have been implemented
-  the cities where e-petitions are intensively used (at least one successful petition, which collected the requisite number of signatures)



\* statistical data as of 01.06.2018

# THE NATIONAL STUDY OF E-PETITIONS



## VOLYN REGION

- the e-petitions which collected the requisite number of signatures
- the e-petitions which were supported by the local authorities
- the petitions which have been implemented
- the cities where e-petitions are intensively used (at least one successful petition, which collected the requisite number of signatures)

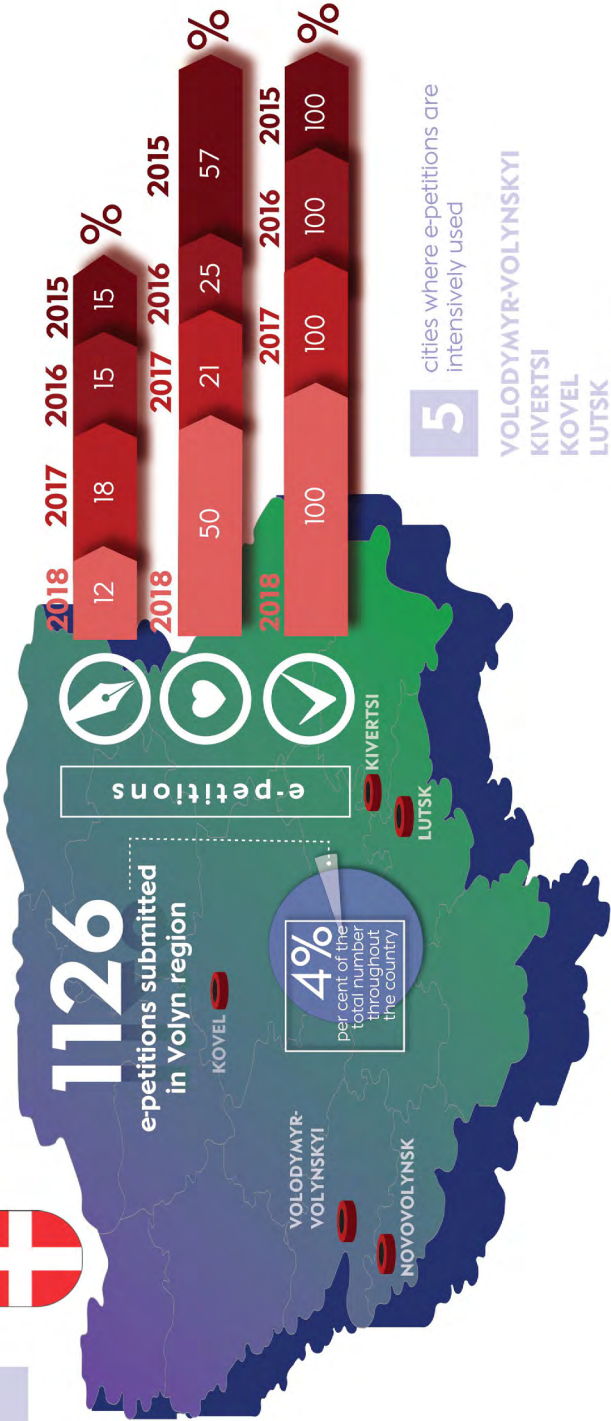


**1126**  
e-petitions submitted in Volyn region

e-petitions




**4%**  
per cent of the total number throughout the country



**5** cities where e-petitions are intensively used

- VOLODYMYR-VOLYNSKYI
- KIVERTSI
- KOVEL
- LUTSK
- NOVOVOLYNSK



**18%**  
cities

plan to introduce e-petitions







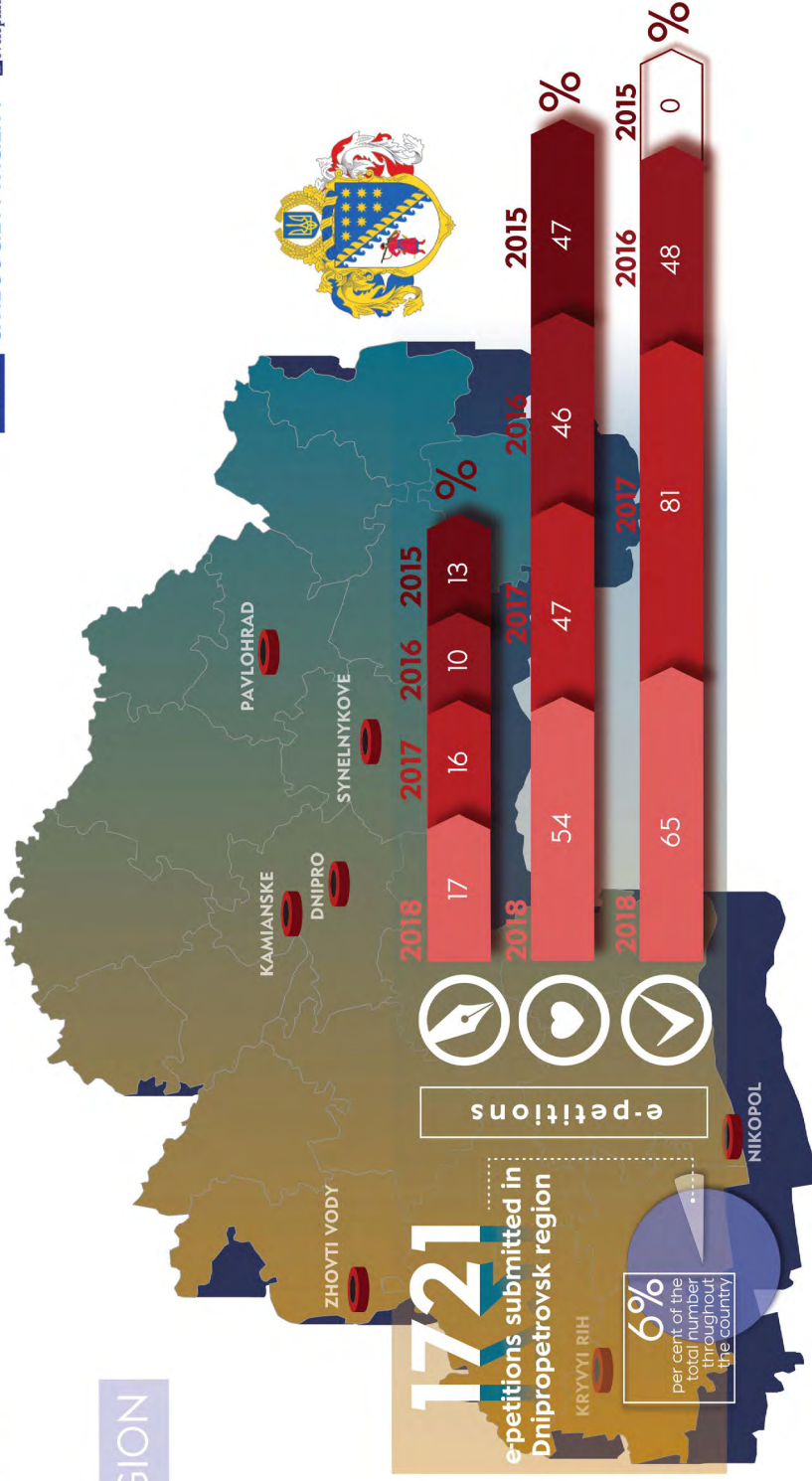
have already introduced e-petitions

\* statistical data as of 01.06.2018


# THE NATIONAL STUDY OF E-PETITIONS

## DNIPROPETROVSK REGION

-  the e-petitions which collected the requisite number of signatures
-  the e-petitions which were supported by the local authorities
-  the petitions which have been implemented
-  the cities where e-petitions are intensively used (at least one successful petition, which collected the requisite number of signatures)



- 7** cities where e-petitions are intensively used
- DNIPRO
  - ZHOVTI VODY
  - KAMIANSKE
  - KRYVYI RIH
  - NIKOPOL
  - PAVLOHRAD
  - SYNELNYKOVE






have already introduced e-petitions

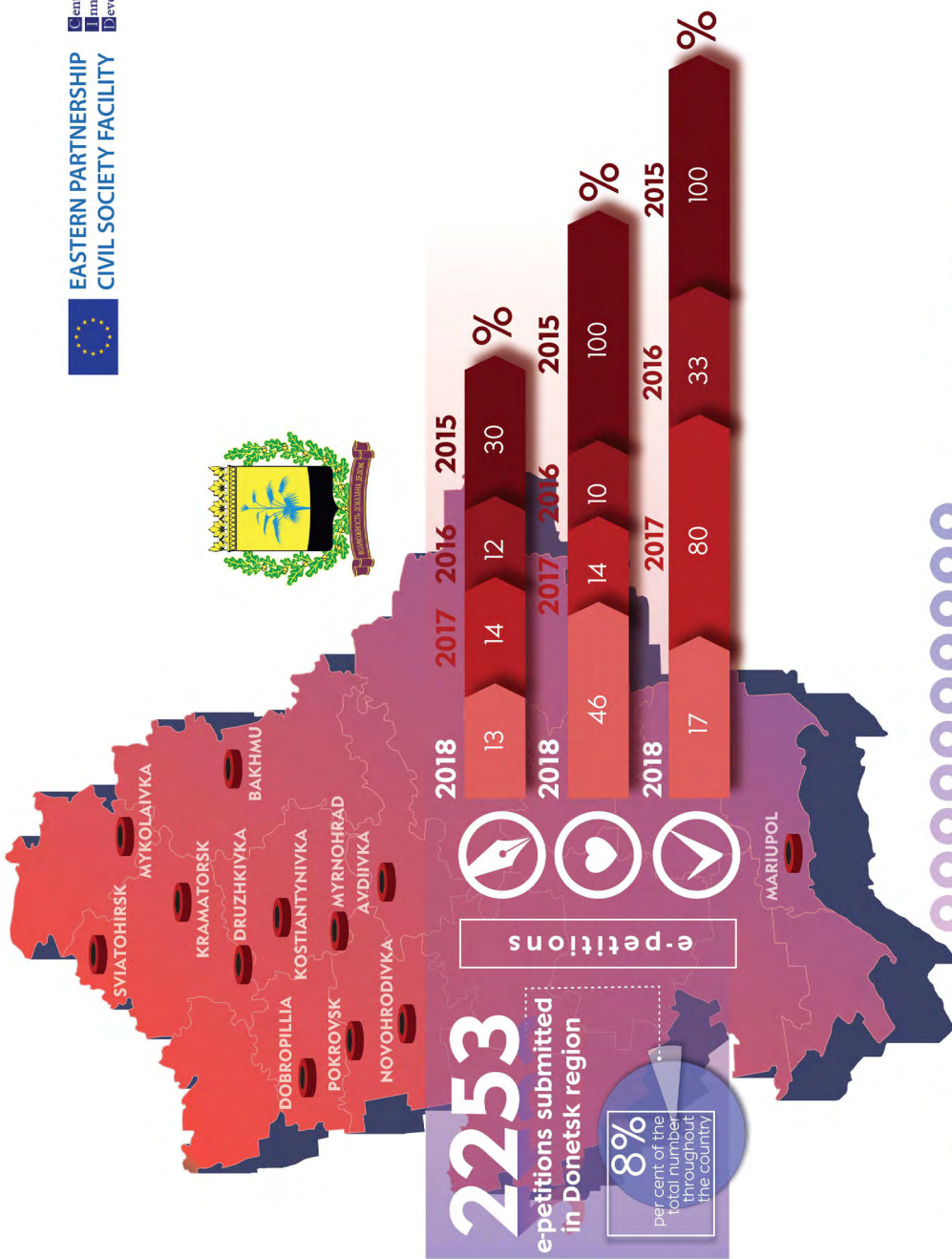
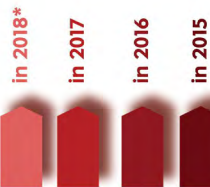
plan to introduce e-petitions

\* statistical data as of 01.06.2018

# THE NATIONAL STUDY OF E-PETITIONS


## DONETSK REGION

-  the e-petitions which collected the requisite number of signatures
-  the e-petitions which were supported by the local authorities
-  the petitions which have been implemented
-  the cities where e-petitions are intensively used (at least one successful petition, which collected the requisite number of signatures)



**12** cities where e-petitions are intensively used

- AVDIIVKA
- BAKHMUT
- DOBROPILLIA
- DRUZHKIVKA
- KOSTIANTYNIIVKA
- KRAMATORSK
- MARIUPOL
- MYKOLAIIVKA
- MYRNOHRAD
- NOVOHRODIVKA
- POKROVSK
- SVIATOHIRSK






have already introduced e-petitions

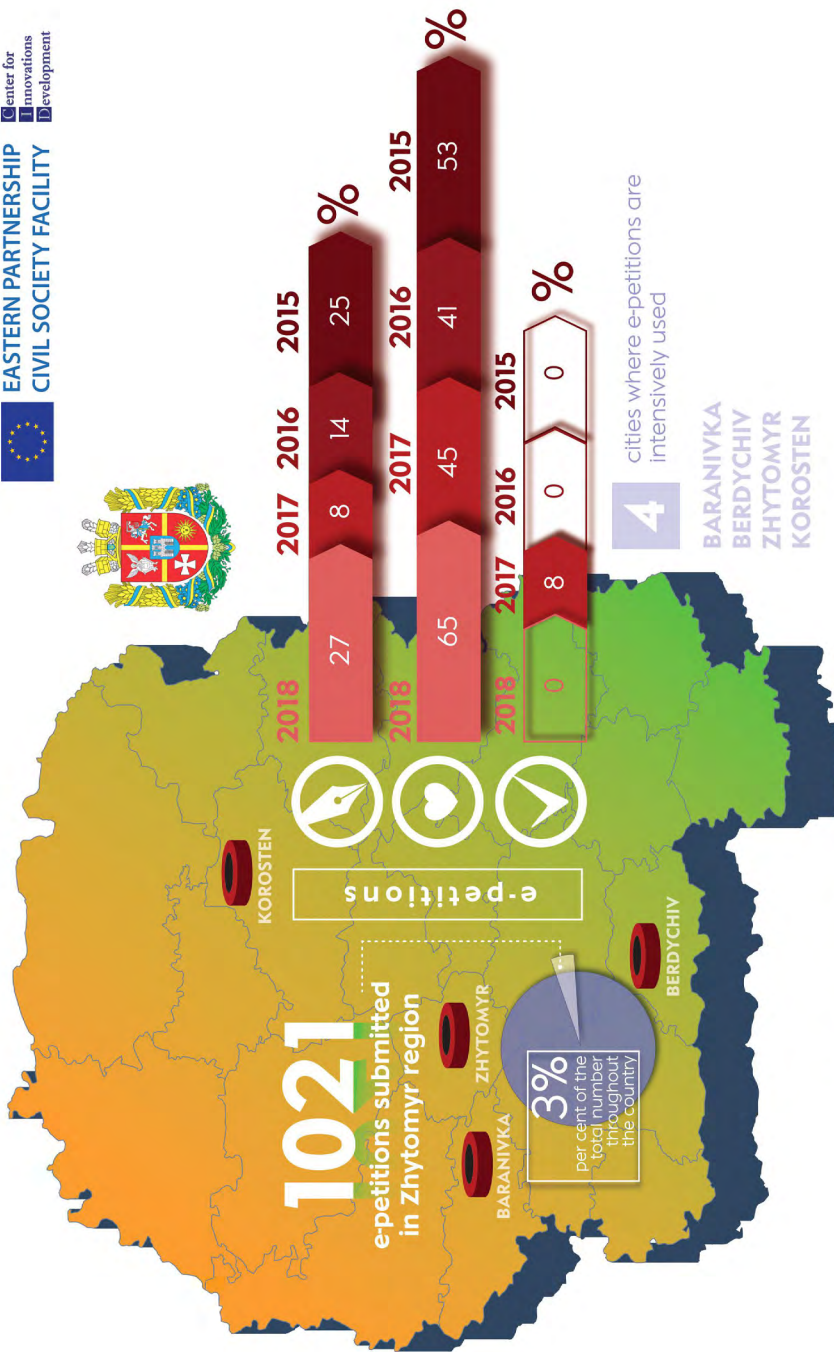
plan to introduce e-petitions

\* statistical data as of 01.06.2018

# THE NATIONAL STUDY OF E-PETITIONS

## ZHYTOMYR REGION


-  the e-petitions which collected the requisite number of signatures
-  the e-petitions which were supported by the local authorities
-  the petitions which have been implemented
-  the cities where e-petitions are intensively used (at least one successful petition, which collected the requisite number of signatures)



**1021**  
e-petitions submitted in Zhytomyr region

**3%**  
per cent of the total number throughout the country

**4** cities where e-petitions are intensively used  
 BARANIVKA  
 BERDYCHIV  
 ZHYTOMYR  
 KOROSTEN



**75%**  
cities  
have already introduced e-petitions

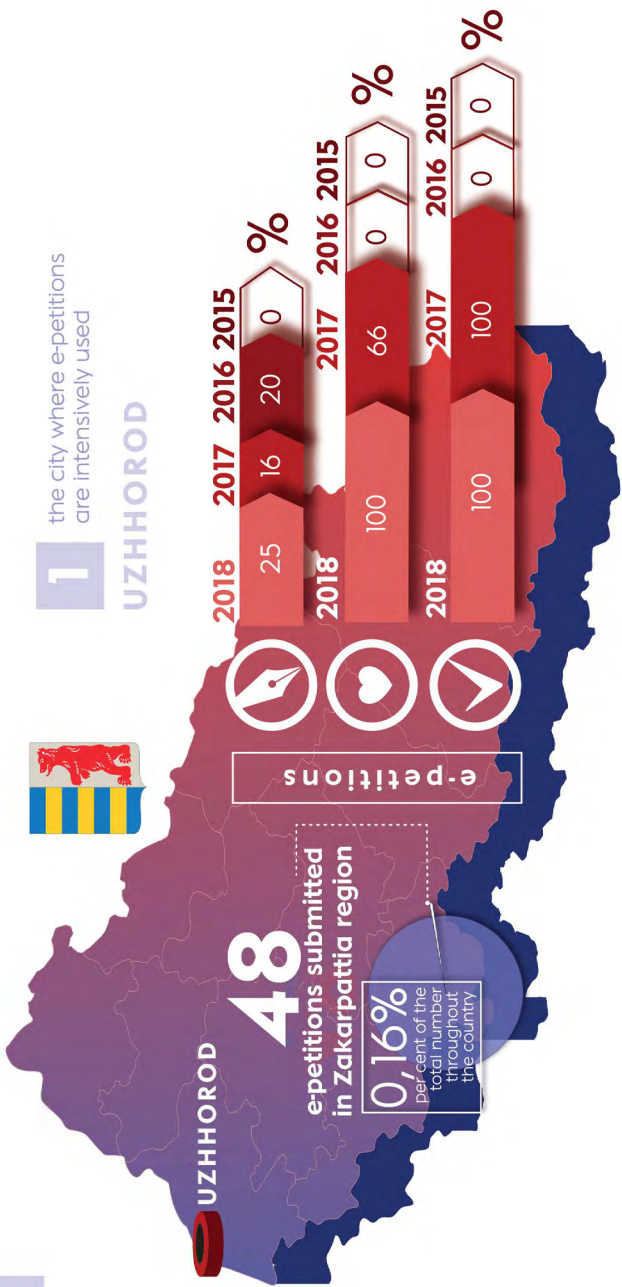
**17%**  
cities  
plan to introduce e-petitions

\* statistical data as of 01.06.2018

# THE NATIONAL STUDY OF E-PETITIONS

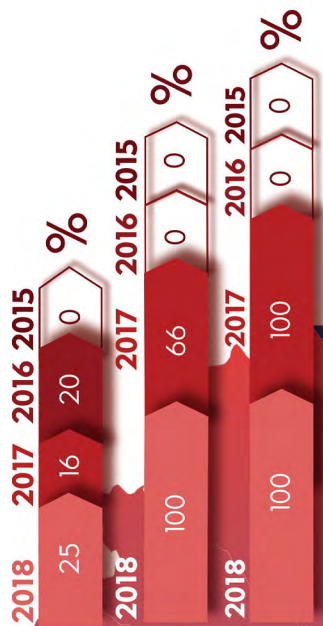
## ZAKARPATTIA REGION

- the e-petitions which collected the requisite number of signatures
- the e-petitions which were supported by the local authorities
- the petitions which have been implemented
- the cities where e-petitions are intensively used (at least one successful petition, which collected the requisite number of signatures)




**1** the city where e-petitions are intensively used

### UZHGOROD



have already introduced e-petitions



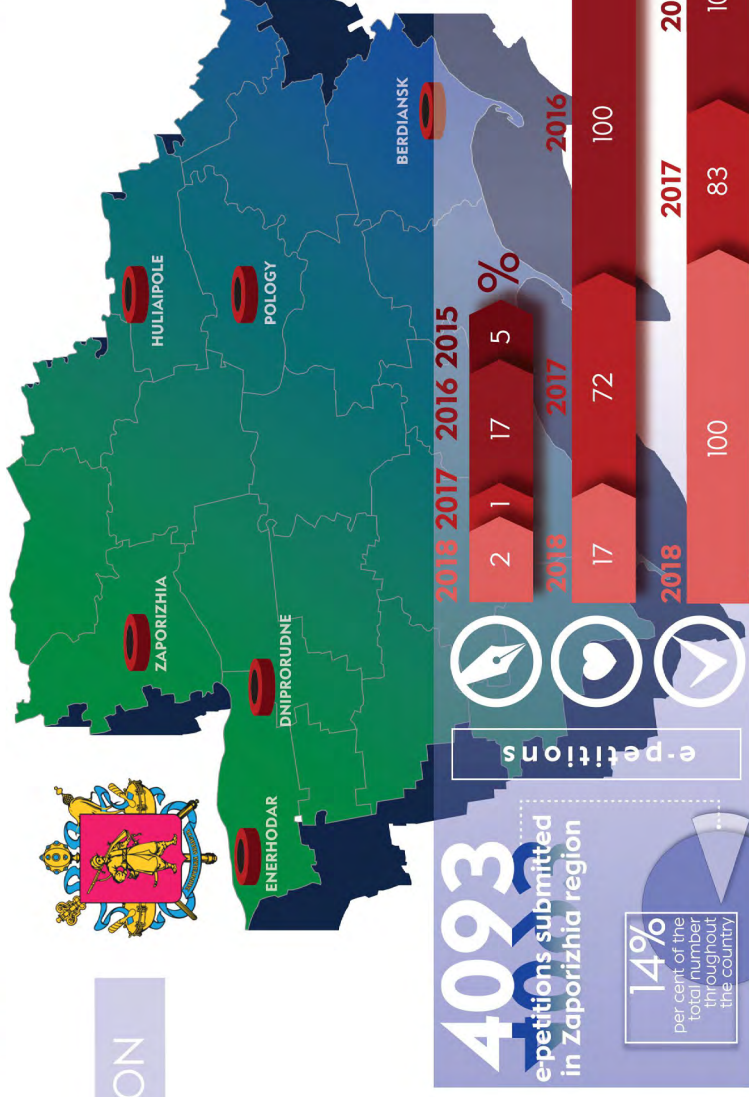
plan to introduce e-petitions

\* statistical data as of 01.06.2018

# THE NATIONAL STUDY OF E-PETITIONS


## ZAPORIZHIA REGION

- the e-petitions which collected the requisite number of signatures
- the e-petitions which were supported by the local authorities
- the petitions which have been implemented
- the cities where e-petitions are intensively used (at least one successful petition, which collected the requisite number of signatures)



**6** cities where e-petitions are intensively used

BERDIANSK  
 HULIAIPOLE  
 DNIPRORUDNE  
 ENERHODAR  
 ZAPORIZHIA  
 POLOGY



**0%** cities

plan to introduce e-petitions



**71%** cities

have already introduced e-petitions

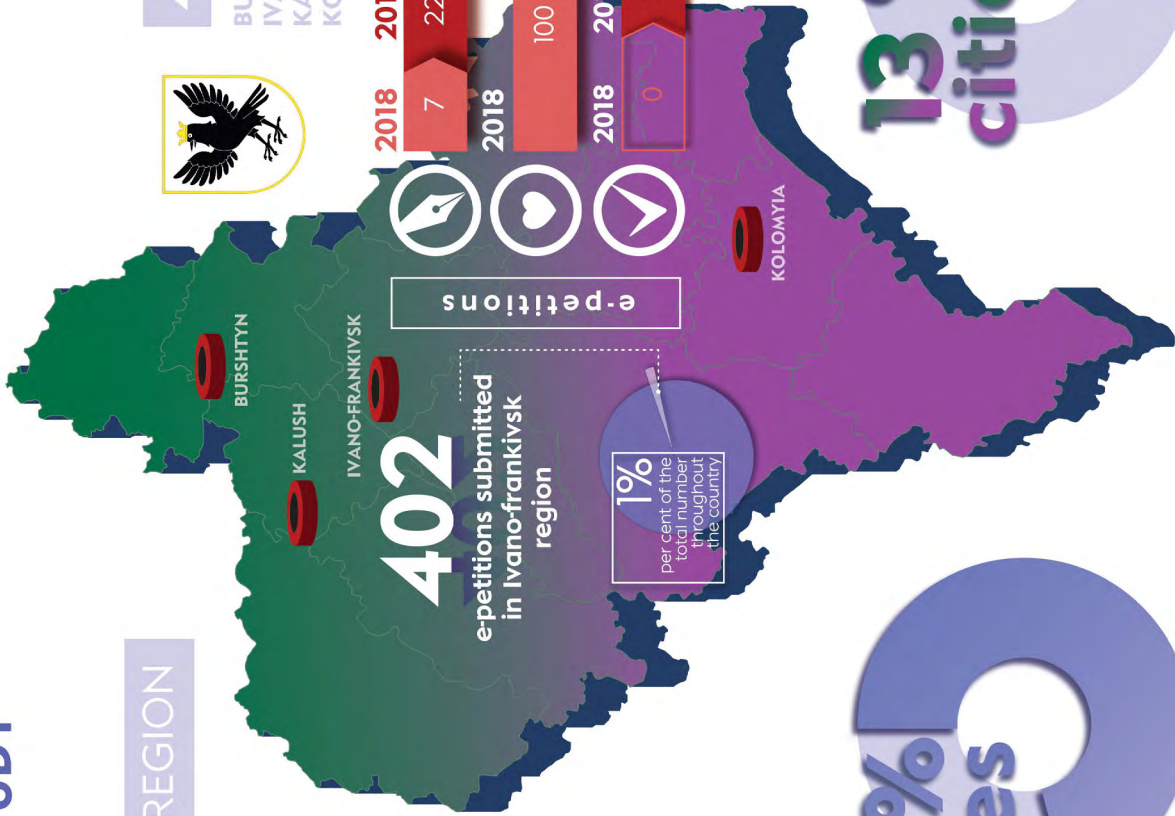
\* statistical data as of 01.06.2018

# THE NATIONAL STUDY OF E-PETITIONS




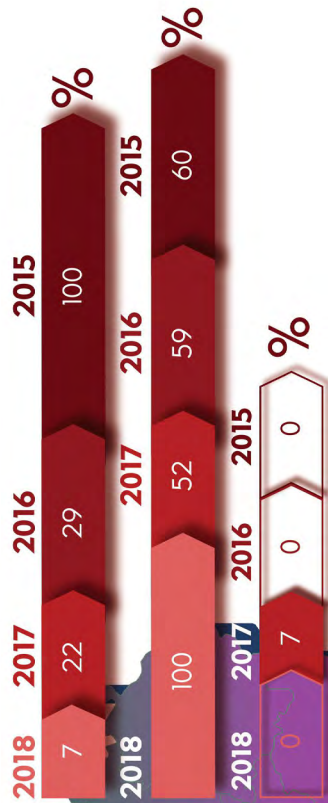
## IVANO-FRANKIVSK REGION

-  the e-petitions which collected the requisite number of signatures
-  the e-petitions which were supported by the local authorities
-  the petitions which have been implemented
-  the cities where e-petitions are intensively used (at least one successful petition, which collected the requisite number of signatures)



**4** cities where e-petitions are intensively used




BURSHTYN  
IVANO-FRANKIVSK  
KALUSH  
KOLOMYIA

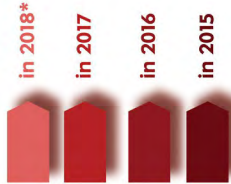


\* statistical data as of 01.06.2018

# THE NATIONAL STUDY OF E-PETITIONS

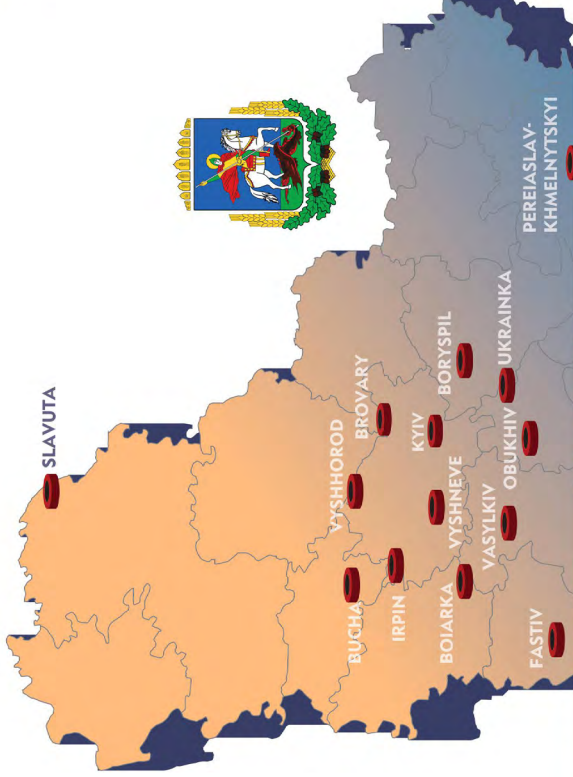
## KYIV REGION

-  the e-petitions which collected the requisite number of signatures
-  the e-petitions which were supported by the local authorities
-  the petitions which have been implemented
-  the cities where e-petitions are intensively used (at least one successful petition, which collected the requisite number of signatures)



**5798** e-petitions submitted in Kyiv region

**20%** per cent of the total number throughout the country




**16** cities where e-petitions are intensively used

- BILA TSEKVA
- BOHUSLAV
- BORYSPIL
- BOIARKA
- BROVARY
- BUCHA
- VASYLKIY
- VYSHHOROD
- VYSHNEVE
- IRPIN
- KYIV
- OBUKHIV
- PEREIASLAV-KHMELNITSKYISL
- SLAVUTA
- UKRAINKA
- FASTIV



e-petitions

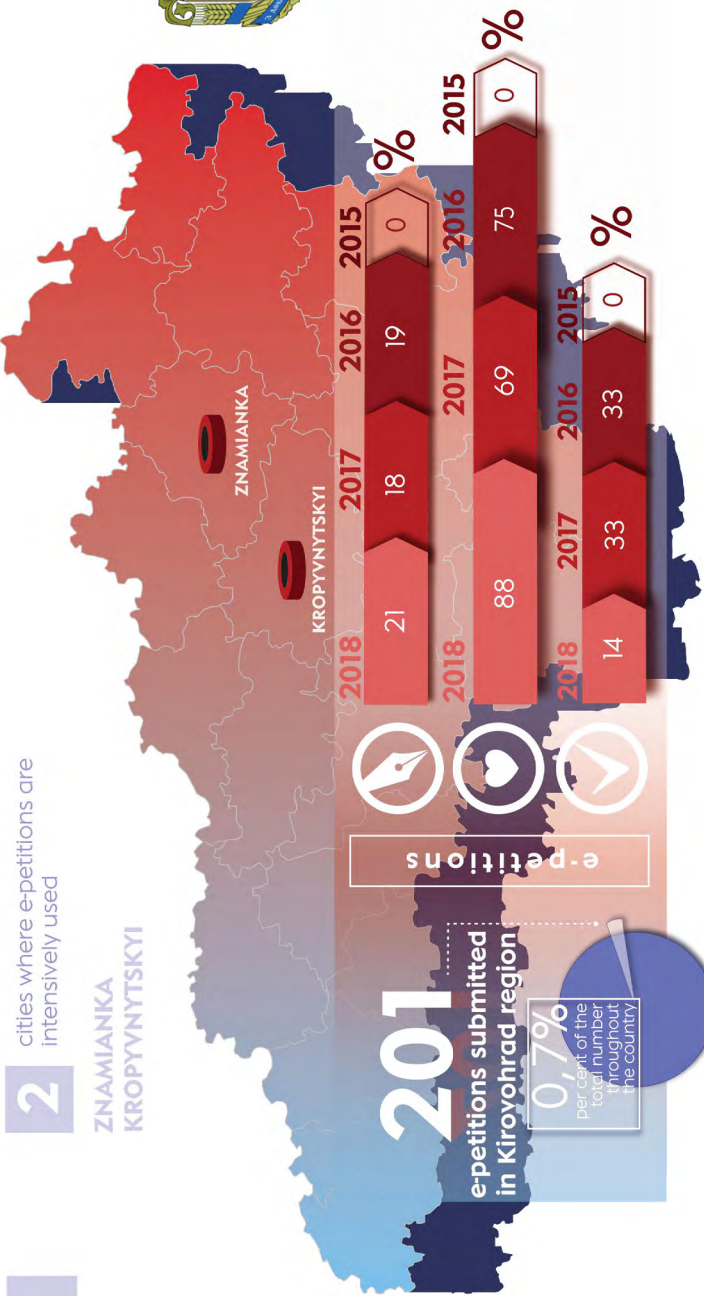


\* statistical data as of 01.06.2018

# THE NATIONAL STUDY OF E-PETITIONS

## KIROVOHRAD REGION

- the e-petitions which collected the requisite number of signatures
- the e-petitions which were supported by the local authorities
- the petitions which have been implemented
- the cities where e-petitions are intensively used (at least one successful petition, which collected the requisite number of signatures)




**2** cities where e-petitions are intensively used

ZNAMIANKA  
KROPYVNYTSKYI

e-petitions



have already introduced e-petitions







plan to introduce e-petitions

\* statistical data as of 01.06.2018

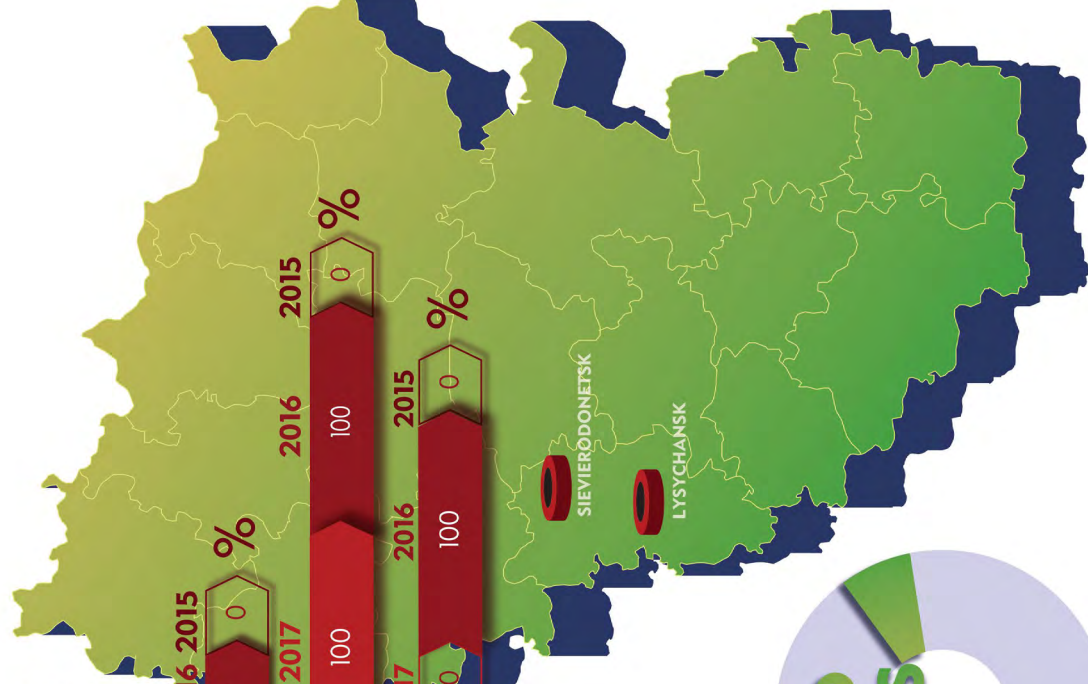
# THE NATIONAL STUDY OF E-PETITIONS

## LUHANSK REGION

-  the e-petitions which collected the requisite number of signatures
-  the e-petitions which were supported by the local authorities
-  the petitions which have been implemented
-  the cities where e-petitions are intensively used (at least one successful petition, which collected the requisite number of signatures)



have already introduced e-petitions




**68** e-petitions submitted in Luhansk region

**0,2%** per cent of the total number throughout the country

**2** cities where e-petitions are intensively used

LYSYCHANSK  
SIEVIERODONETSK



plan to introduce e-petitions


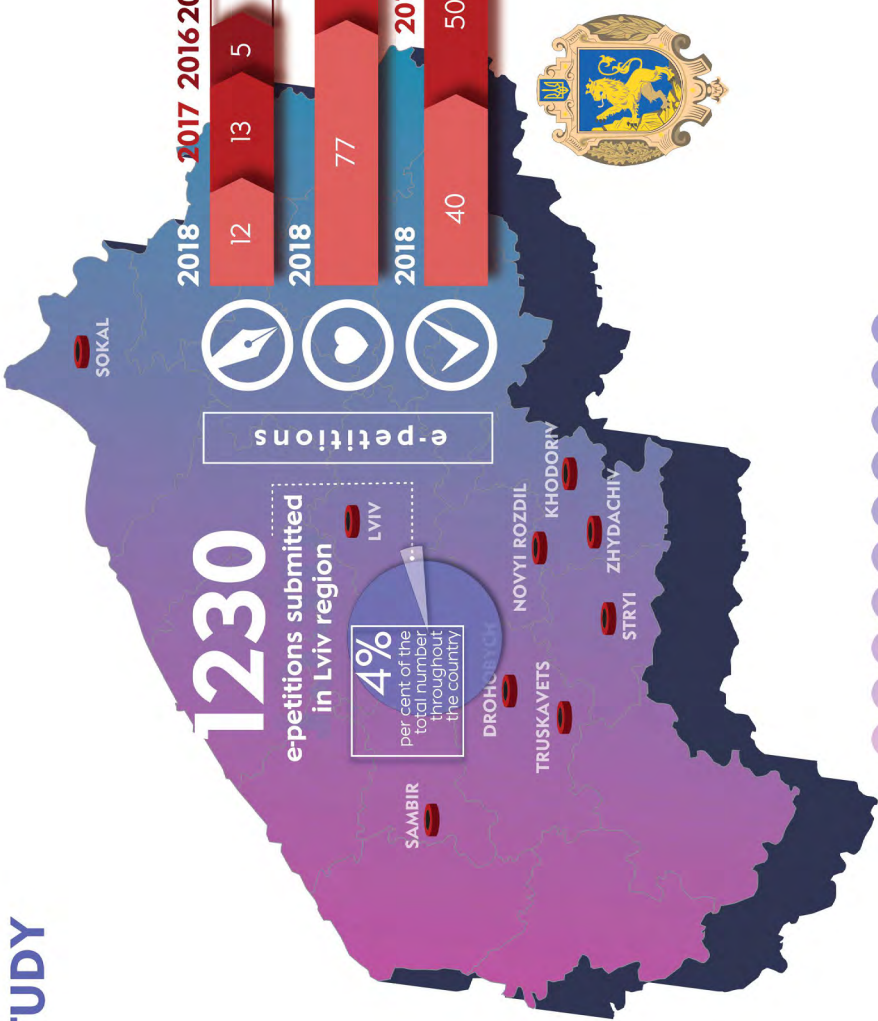
\* statistical data as of 01.06.2018

# THE NATIONAL STUDY OF E-PETITIONS




## LVIV REGION

-  the e-petitions which collected the requisite number of signatures
-  the e-petitions which were supported by the local authorities
-  the petitions which have been implemented
-  the cities where e-petitions are intensively used (at least one successful petition, which collected the requisite number of signatures)



**10** cities where e-petitions are intensively used

- BRODY
- DROHOBYCH
- ZHYDACHIV
- LVIV
- NOVYI ROZDIL
- SAMBIR
- SOKAL
- STRYI
- TRUSKAVETS
- KHODORIV



have already introduced e-petitions







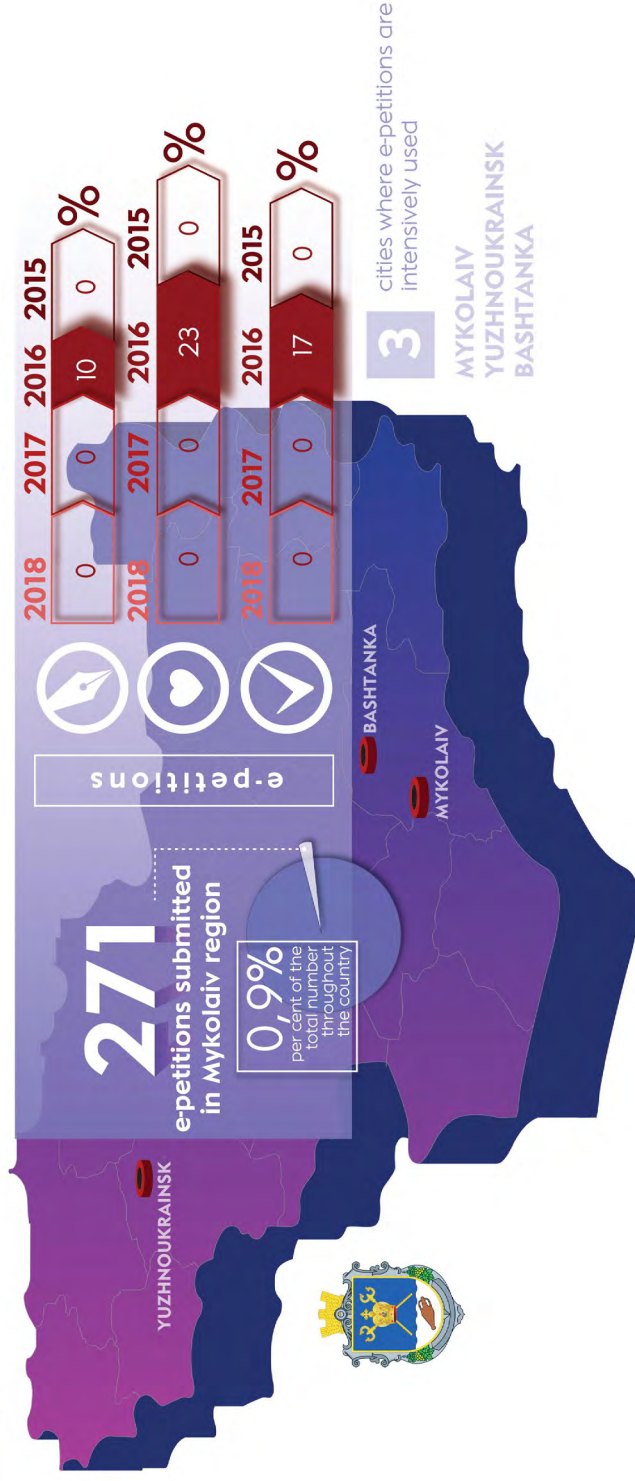
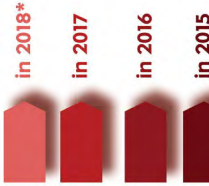
plan to introduce e-petitions

\* statistical data as of 01.06.2018

# THE NATIONAL STUDY OF E-PETITIONS

## MYKOLAIV REGION

-  the e-petitions which collected the requisite number of signatures
-  the e-petitions which were supported by the local authorities
-  the petitions which have been implemented
-  the cities where e-petitions are intensively used (at least one successful petition, which collected the requisite number of signatures)



\* statistical data as of 01.06.2018

# THE NATIONAL STUDY OF E-PETITIONS


## ODESA REGION

-  the e-petitions which collected the requisite number of signatures
-  the e-petitions which were supported by the local authorities
-  the petitions which have been implemented
-  the cities where e-petitions are intensively used (at least one successful petition, which collected the requisite number of signatures)



**228**  
e-petitions submitted in Odesa region

**0,8%**  
percent of the total number throughout the country

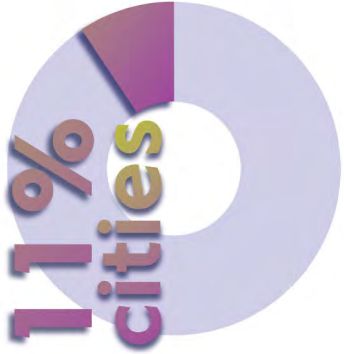



**4** cities where e-petitions are intensively used

- BILHOROD-DNISTROVSKYI
- ODESA
- CHORNOMORSK
- YUZHNE



have already introduced e-petitions







plan to introduce e-petitions

\* statistical data as of 01.06.2018

# THE NATIONAL STUDY OF E-PETITIONS


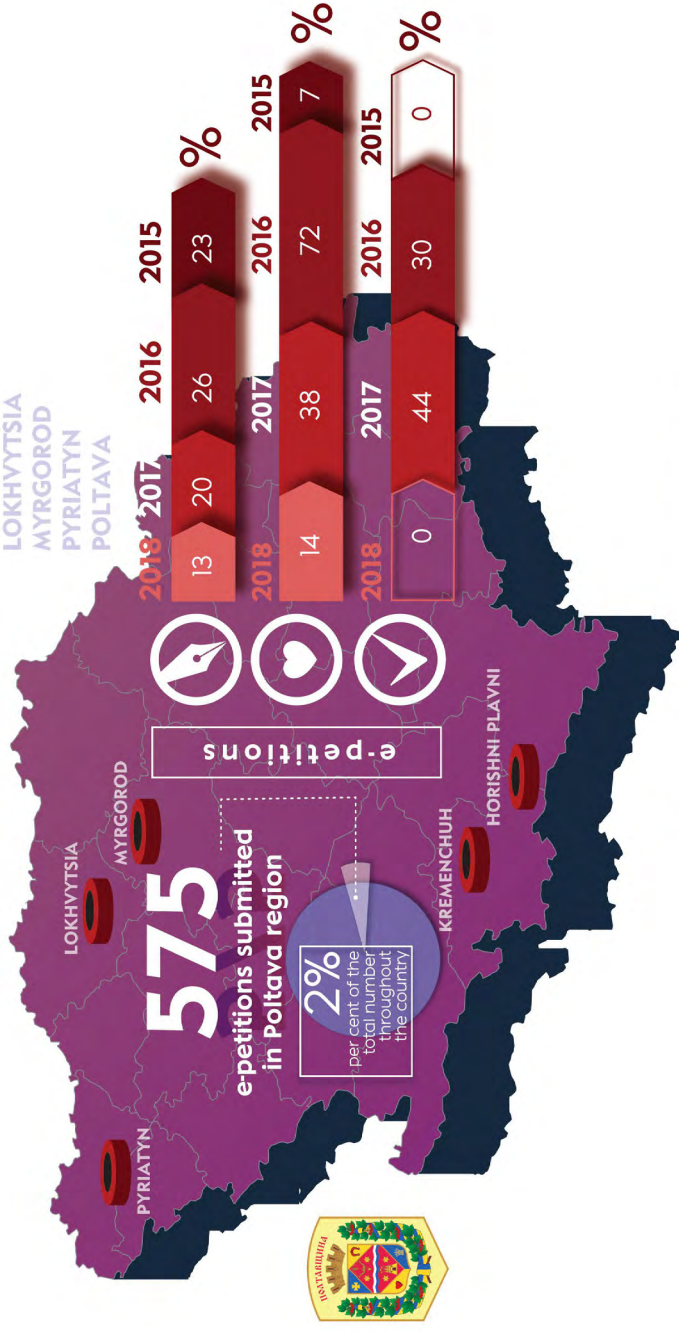
## POLTAVA REGION

-  the e-petitions which collected the requisite number of signatures
-  the e-petitions which were supported by the local authorities
-  the petitions which have been implemented
-  the cities where e-petitions are intensively used (at least one successful petition, which collected the requisite number of signatures)



**6** cities where e-petitions are intensively used


HORISHNI PLAVNI  
 KREMENCHUH  
 LOKHVYTSIA  
 MYRGOROD  
 PYRIATYN  
 POLTAVA


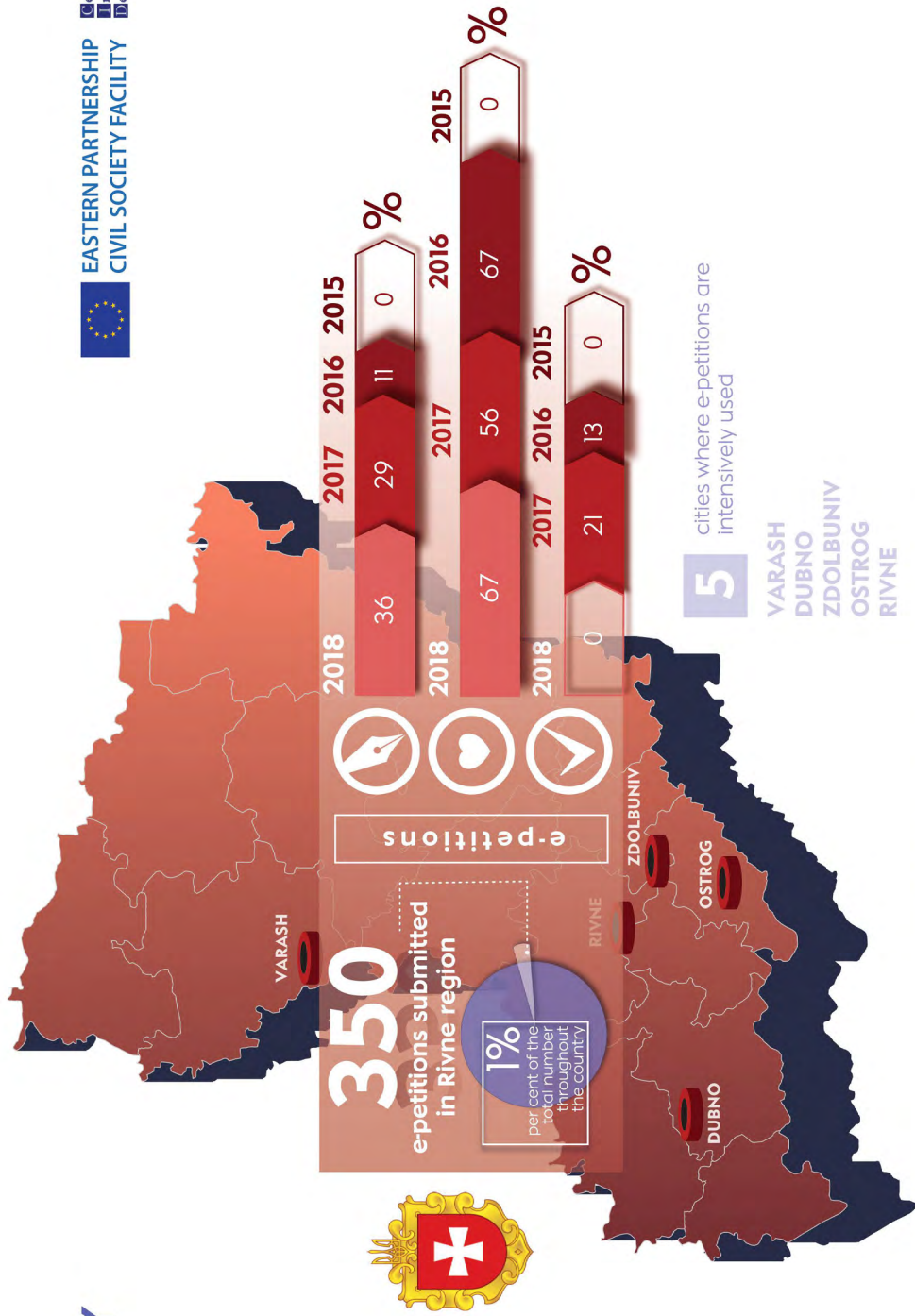


\* statistical data as of 01.06.2018

# THE NATIONAL STUDY OF E-PETITIONS

## RIVNE REGION





-  the e-petitions which collected the requisite number of signatures
-  the e-petitions which were supported by the local authorities
-  the petitions which have been implemented
-  the cities where e-petitions are intensively used (at least one successful petition, which collected the requisite number of signatures)



\* statistical data as of 01.06.2018

# THE NATIONAL STUDY OF E-PETITIONS

## SUMY REGION

-  the e-petitions which collected the requisite number of signatures
-  the e-petitions which were supported by the local authorities
-  the petitions which have been implemented
-  the cities where e-petitions are intensively used (at least one successful petition, which collected the requisite number of signatures)




have already introduced e-petitions

**683** e-petitions submitted in Sumy region

**2%** per cent of the total number throughout the country




e-petitions



**3** cities where e-petitions are intensively used

KONOTOP  
ROMNY  
SUMY




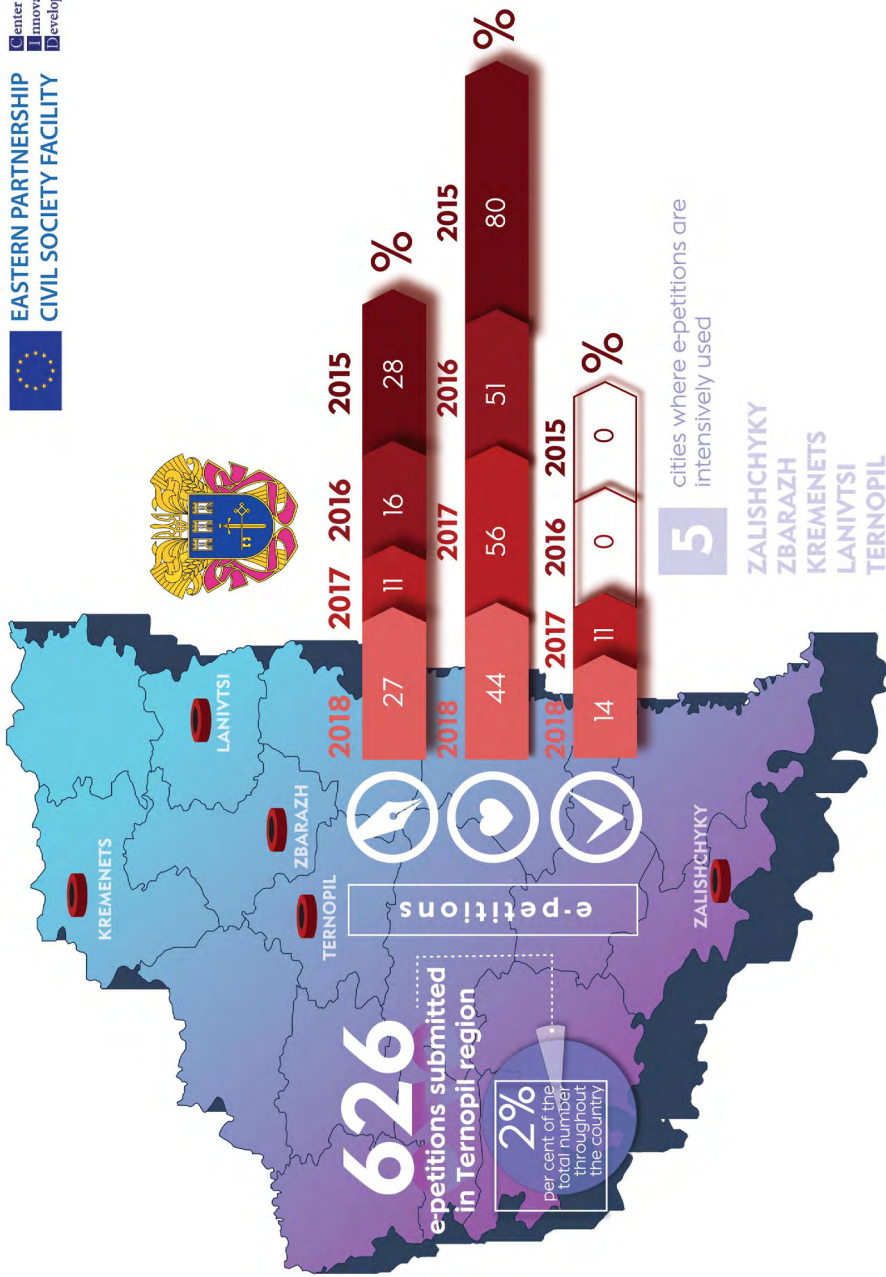
plan to introduce e-petitions

\* statistical data as of 01.06.2018

# THE NATIONAL STUDY OF E-PETITIONS

## TERNOPIL REGION

-  the e-petitions which collected the requisite number of signatures
-  the e-petitions which were supported by the local authorities
-  the petitions which have been implemented
-  the cities where e-petitions are intensively used (at least one successful petition, which collected the requisite number of signatures)



plan to introduce e-petitions







have already introduced e-petitions

\* statistical data as of 01.06.2018

# THE NATIONAL STUDY OF E-PETITIONS

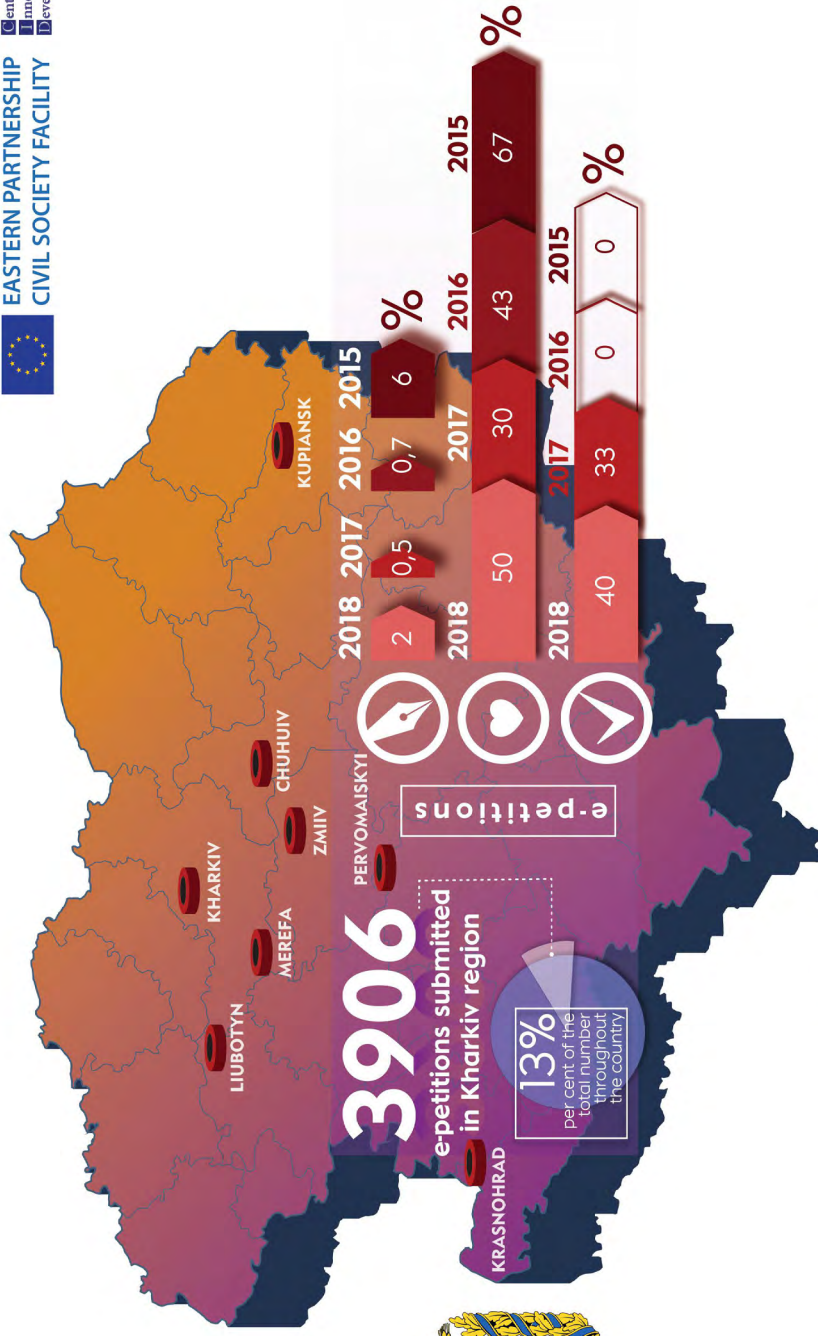
## KHARKIV REGION

-  the e-petitions which collected the requisite number of signatures
-  the e-petitions which were supported by the local authorities
-  the petitions which have been implemented
-  the cities where e-petitions are intensively used (at least one successful petition, which collected the requisite number of signatures)




**8** cities where e-petitions are intensively used

- ZMIIV
- MEREFA
- KRASNOHRAD
- KUPIANSK
- LIUBOTYN
- PERVOMAISKYI
- KHARKIV
- CHUHUIV



**3906** e-petitions submitted in Kharkiv region

**13%** percent of the total number throughout the country



plan to introduce e-petitions




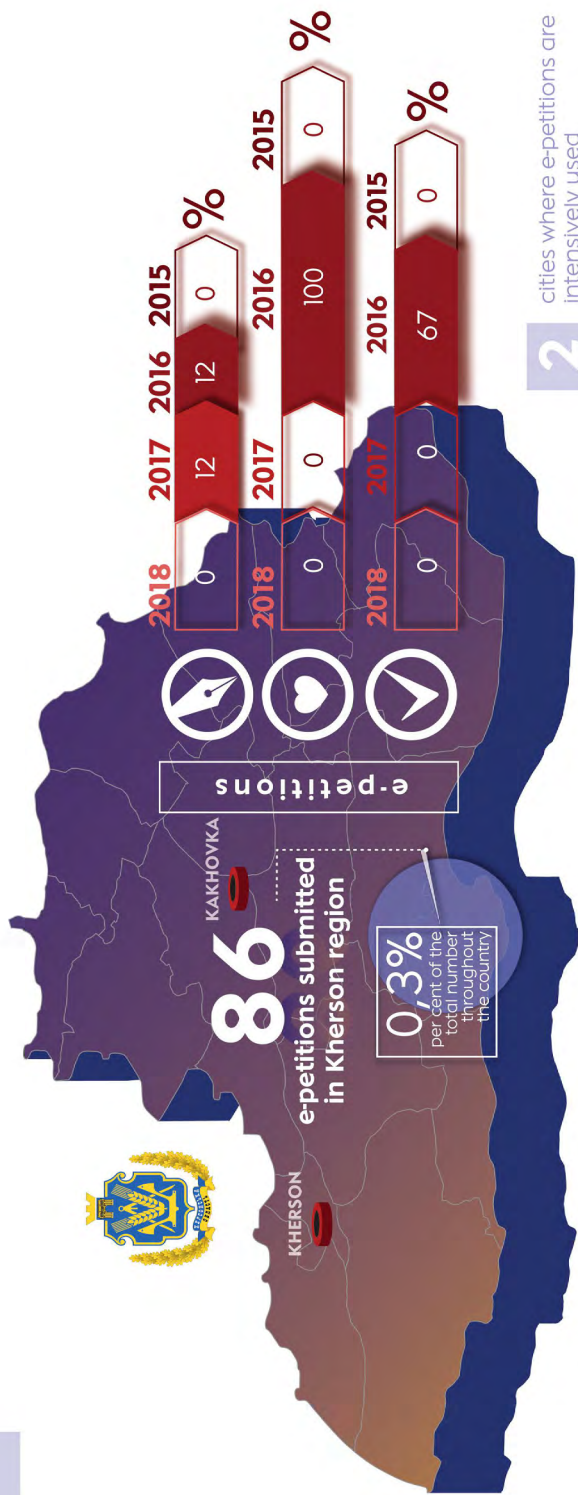
have already introduced e-petitions

\* statistical data as of 01.06.2018

# THE NATIONAL STUDY OF E-PETITIONS

## KHERSON REGION

- the e-petitions which collected the requisite number of signatures
- the e-petitions which were supported by the local authorities
- the petitions which have been implemented
- the cities where e-petitions are intensively used (at least one successful petition, which collected the requisite number of signatures)



have already introduced e-petitions







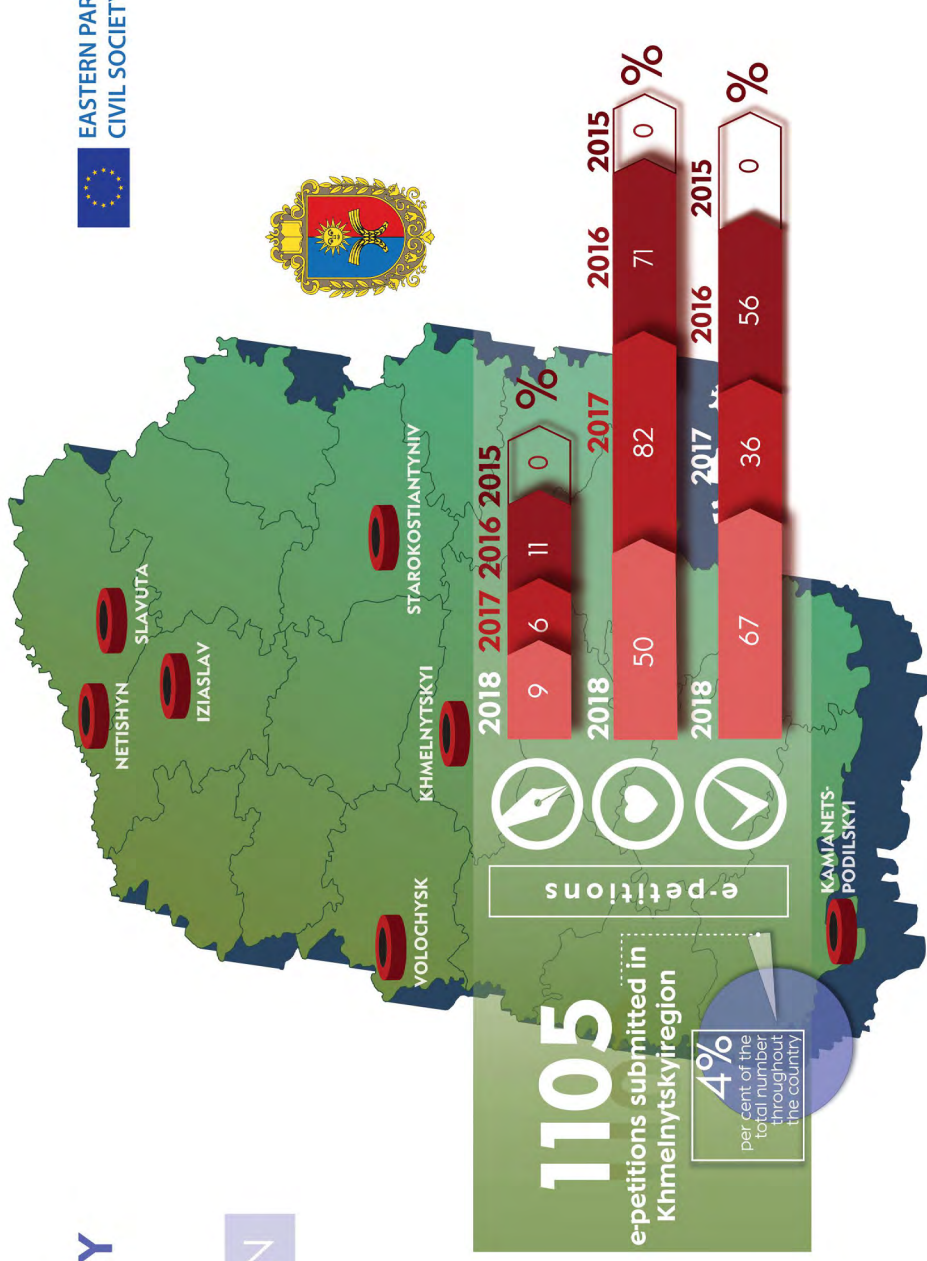
plan to introduce e-petitions

\* statistical data as of 01.06.2018


# THE NATIONAL STUDY OF E-PETITIONS

## KHMELNYTSKYI REGION

-  the e-petitions which collected the requisite number of signatures
-  the e-petitions which were supported by the local authorities
-  the petitions which have been implemented
-  the cities where e-petitions are intensively used (at least one successful petition, which collected the requisite number of signatures)



- 7** cities where e-petitions are intensively used
- VOLOCHYSK
  - IZIASLAV
  - KAMIANETS-PODILSKYI
  - NETISHYN
  - SLAVUTA
  - STAROKOSTIANTYNIV
  - KHMELNYTSKYI



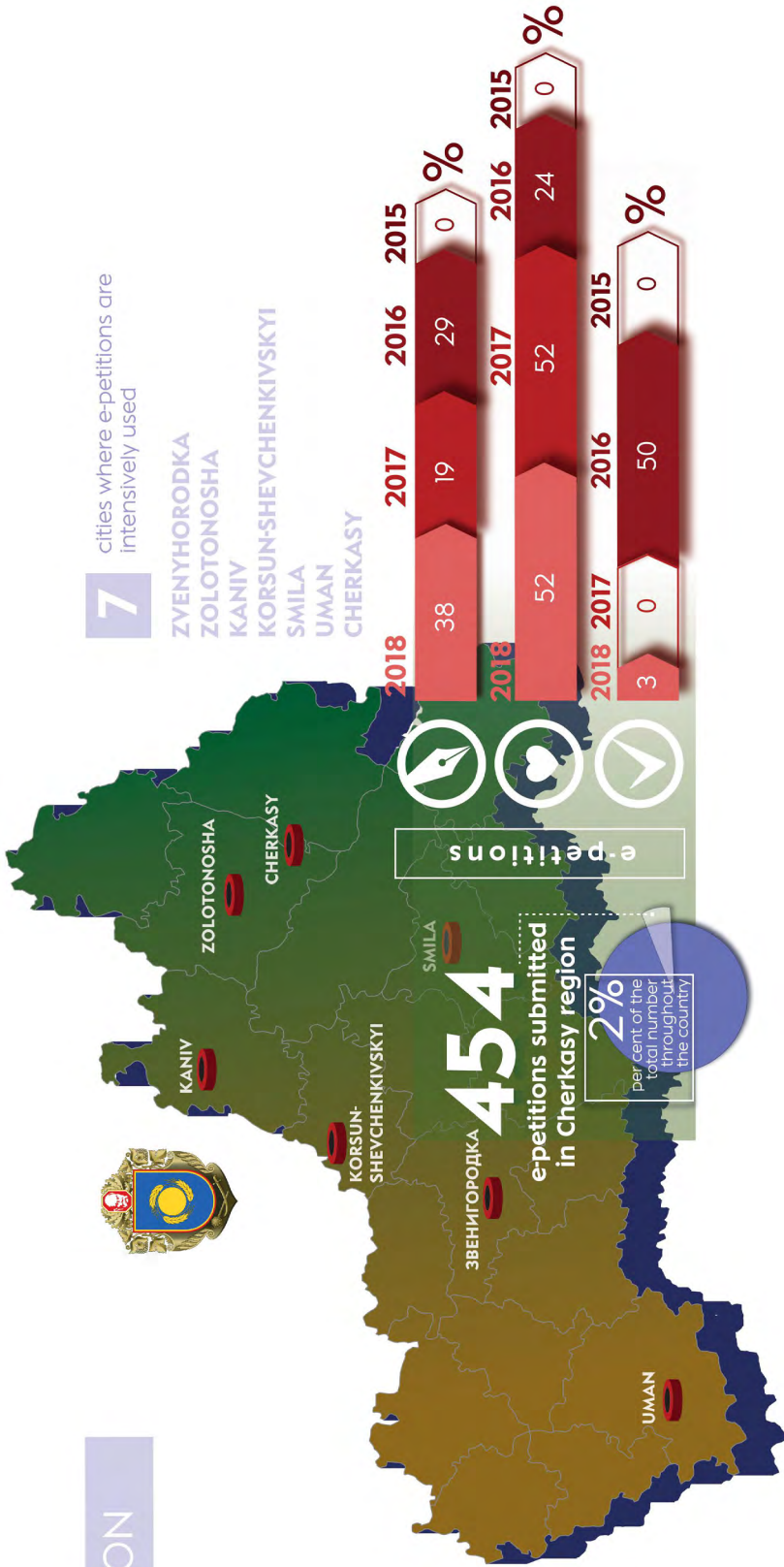
\* statistical data as of 01.06.2018

# THE NATIONAL STUDY OF E-PETITIONS




## CHERKASY REGION

-  the e-petitions which collected the requisite number of signatures
-  the e-petitions which were supported by the local authorities
-  the petitions which have been implemented
-  the cities where e-petitions are intensively used (at least one successful petition, which collected the requisite number of signatures)



**7** cities where e-petitions are intensively used

- ZVENIHORODKA
- ZOLOTONOSHA
- KANIV
- KORSUN-SHEVCHENKIVSKIY
- SMILA
- UMAN
- CHERKASY



plan to introduce e-petitions







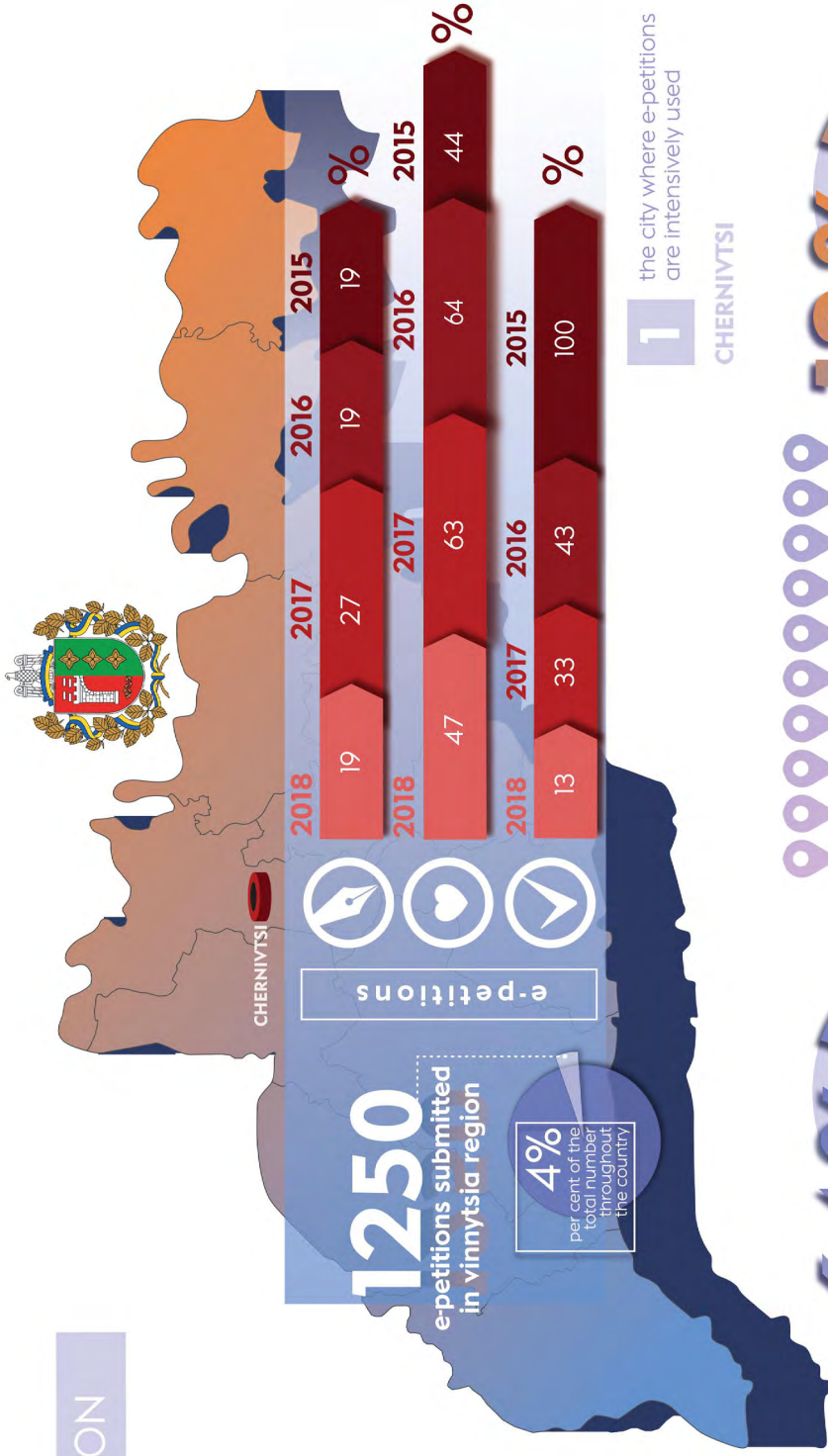
have already introduced e-petitions

\* statistical data as of 01.06.2018

# THE NATIONAL STUDY OF E-PETITIONS

## CHERNIVTSI REGION

-  the e-petitions which collected the requisite number of signatures
-  the e-petitions which were supported by the local authorities
-  the petitions which have been implemented
-  the cities where e-petitions are intensively used (at least one successful petition, which collected the requisite number of signatures)




**1** the city where e-petitions are intensively used

CHERNIVTSI



have already introduced e-petitions



plan to introduce e-petitions

\* statistical data as of 01.06.2018


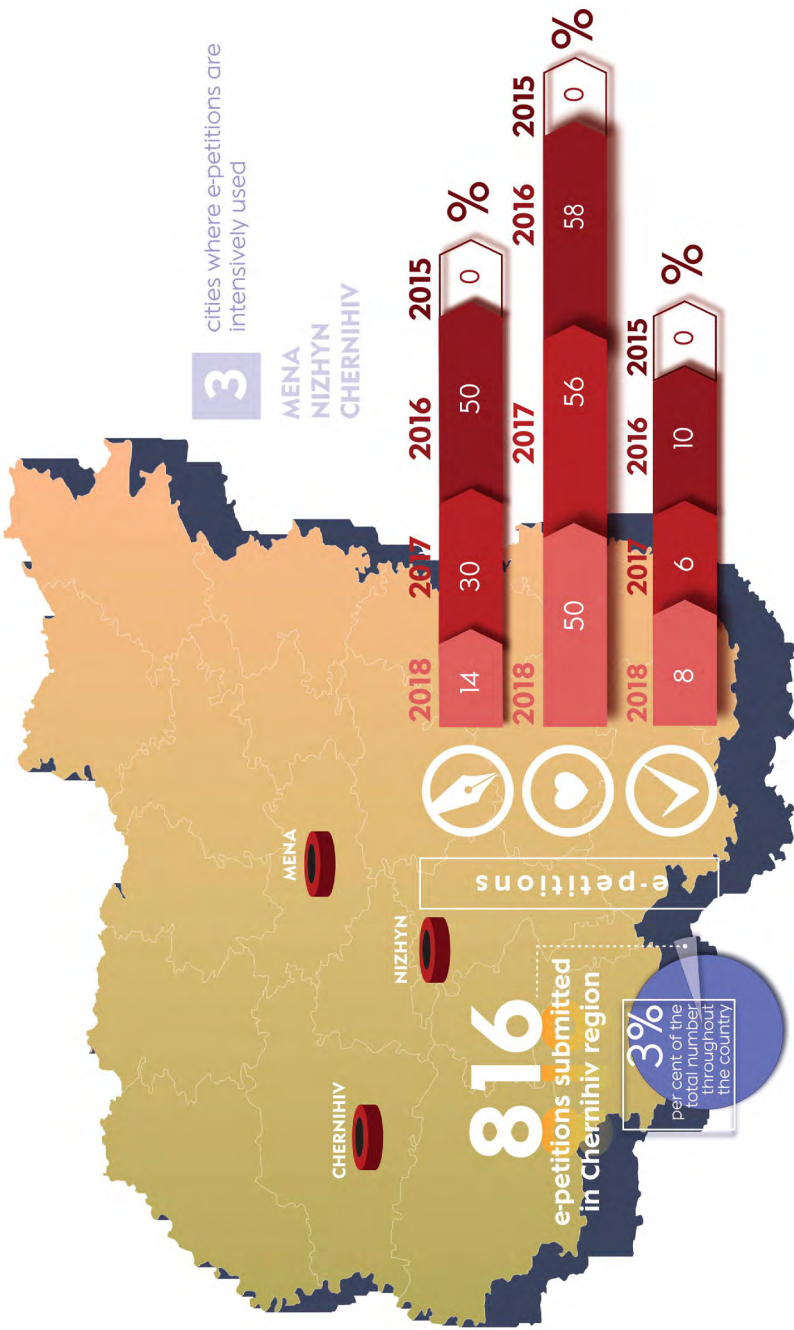
# THE NATIONAL STUDY OF E-PETITIONS



## CHERNIHIV REGION



-  the e-petitions which collected the requisite number of signatures
-  the e-petitions which were supported by the local authorities
-  the petitions which have been implemented
-  the cities where e-petitions are intensively used (at least one successful petition, which collected the requisite number of signatures)



plan to introduce e-petitions

have already introduced e-petitions

\* statistical data as of 01.06.2018

# THE NATIONAL STUDY OF E-PETITIONS



EASTERN PARTNERSHIP  
CIVIL SOCIETY FACILITY

Center for  
Innovations  
Development

## Regional centers



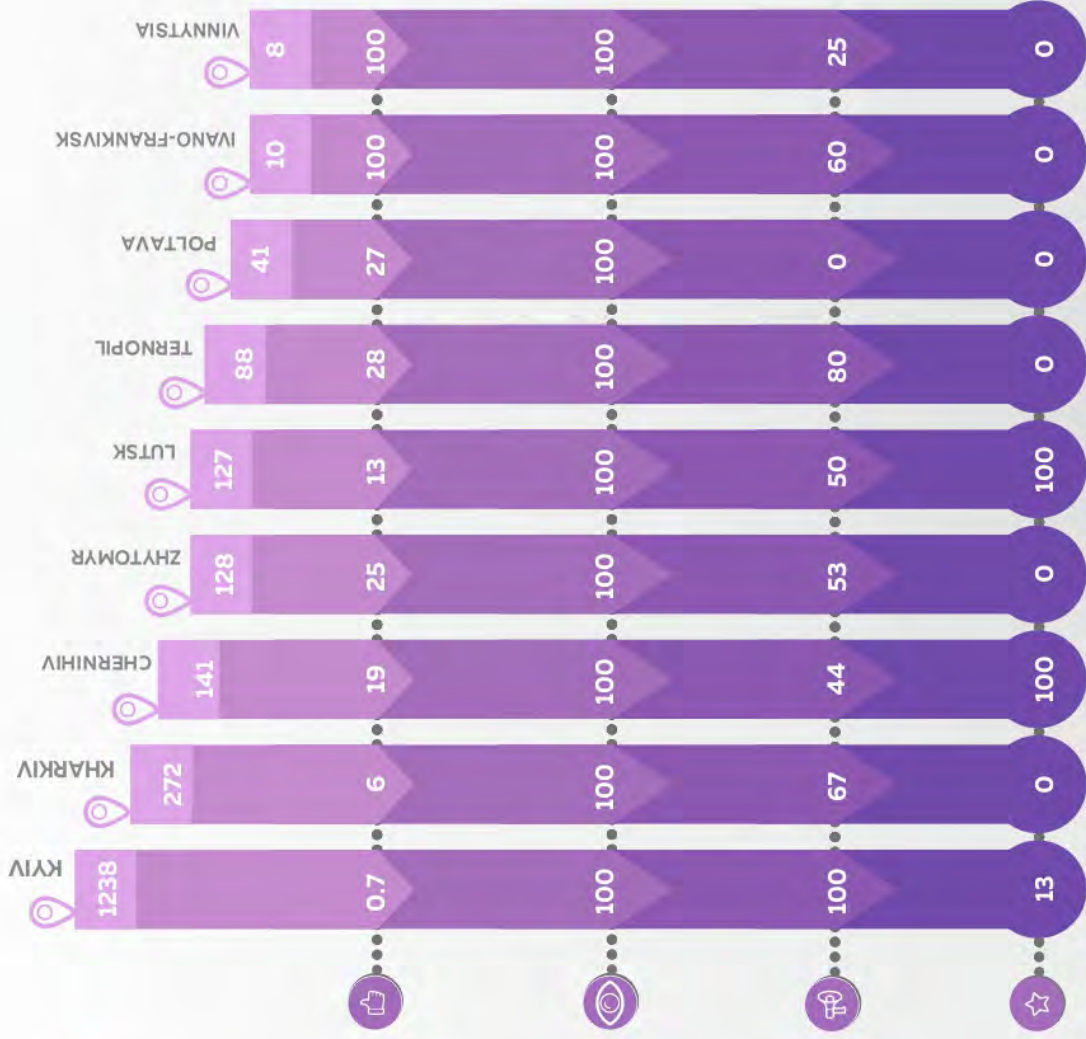
- THE E-PETITIONS WHICH COLLECTED THE REQUISITE NUMBER OF SIGNATURES
- THE E-PETITIONS WHICH WERE REVIEWED BY THE LOCAL AUTHORITIES
- THE E-PETITIONS WHICH WERE SUPPORTED BY THE LOCAL AUTHORITIES
- THE E-PETITIONS WHICH HAVE BEEN IMPLEMENTED

**%** ALL DATA ARE GIVEN IN PERCENTAGES



THE TOTAL NUMBER OF E-PETITIONS SUBMITTED IN REGIONAL CENTERS

THE QUOTIENT OF E-PETITIONS IN REGIONAL CENTERS REGARDING DATA IN UKRAINE ( 87 %)



# THE NATIONAL STUDY OF E-PETITIONS



Regional centers **% ALL DATA ARE GIVEN IN PERCENTAGES**

**2016** **20 (90%)** REGIONAL CENTERS HAVE BEEN INTRODUCED E-PETITIONS

**8588** THE TOTAL NUMBER OF E-PETITIONS SUBMITTED IN REGIONAL CENTERS

THE E-PETITIONS WHICH COLLECTED THE REQUISITE NUMBER OF SIGNATURES **WERE REVIEWED BY THE LOCAL AUTHORITIES**

THE E-PETITIONS WHICH WERE SUPPORTED BY THE LOCAL AUTHORITIES

THE E-PETITIONS WHICH HAVE BEEN IMPLEMENTED

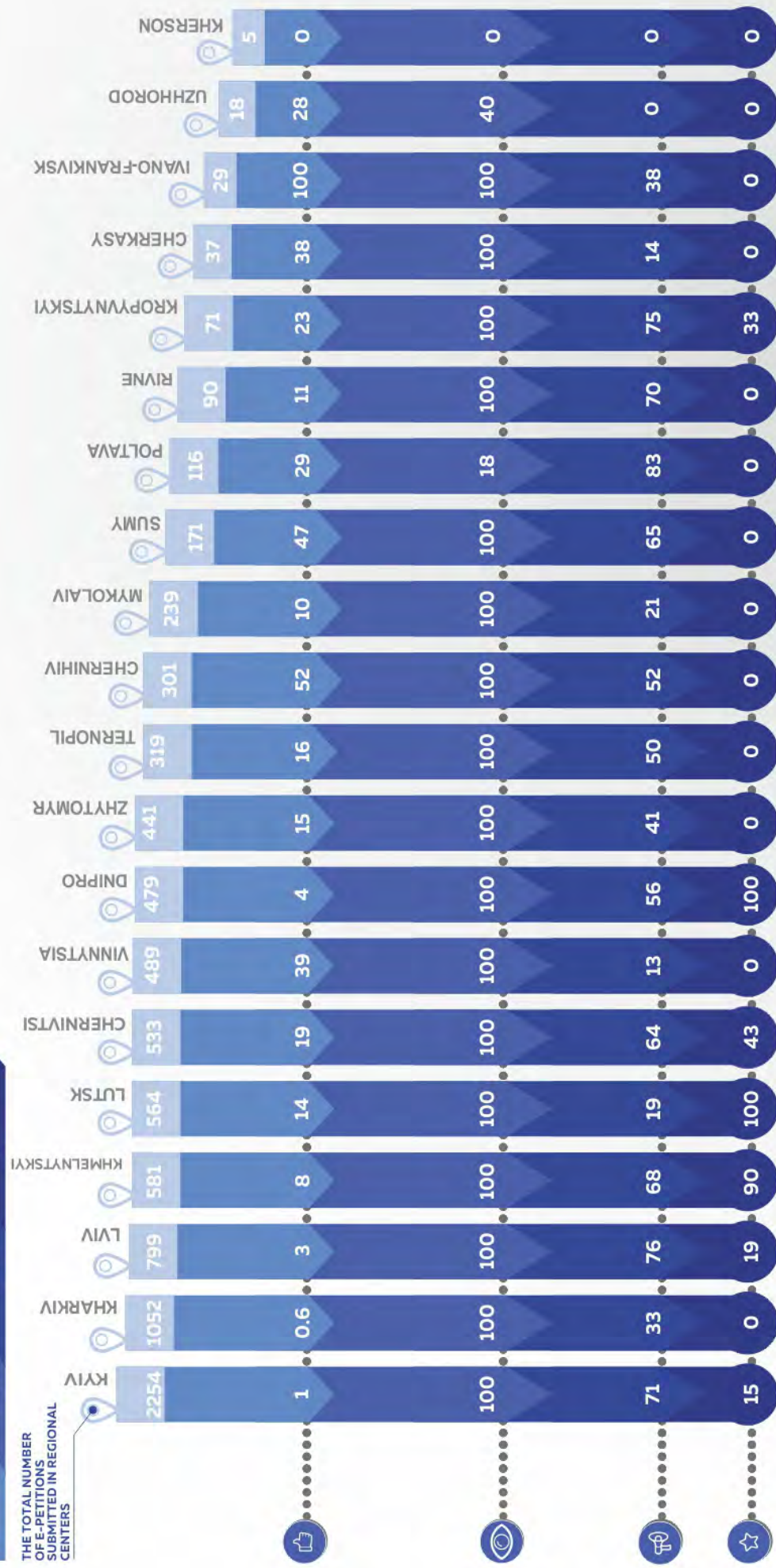
**11** **97** **43** **22**

THE TOTAL NUMBER OF E-PETITIONS SUBMITTED IN REGIONAL CENTERS

THE QUOTIENT OF E-PETITIONS IN REGIONAL CENTERS REGARDING DATA IN UKRAINE (74 %)

**11598** THE TOTAL NUMBER OF E-PETITIONS SUBMITTED IN UKRAINE

**13%** **96%** **47%** **29%**



# THE NATIONAL STUDY OF E-PETITIONS

**Regional centers** % ALL DATA ARE GIVEN IN PERCENTAGES



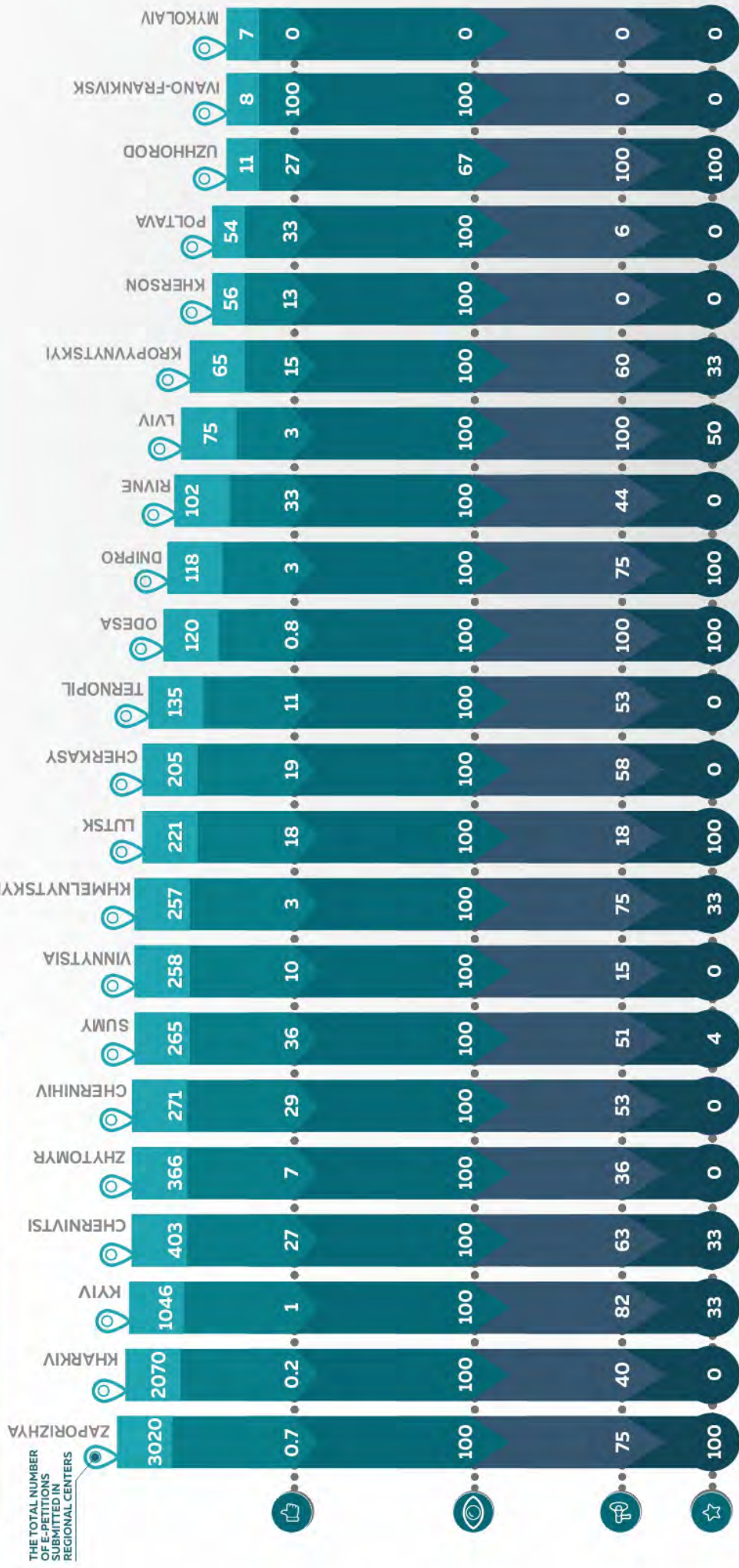
 THE E-PETITIONS WHICH COLLECTED THE REQUISITE NUMBER OF SIGNATURES  100  49  22

 THE E-PETITIONS WHICH WERE REVIEWED BY THE LOCAL AUTHORITIES  98%  51%  31%

THE QUOTIENT OF E-PETITIONS IN REGIONAL CENTERS REGARDING DATA IN UKRAINE (82%)

**11151**

THE TOTAL NUMBER OF E-PETITIONS SUBMITTED IN UKRAINE



# THE NATIONAL STUDY OF E-PETITIONS

% ALL DATA ARE GIVEN IN PERCENTAGES

Regional centers

**2018** **22 (100%)** REGIONAL CENTERS HAVE BEEN INTRODUCED E-PETITIONS

**3106** THE TOTAL NUMBER OF E-PETITIONS SUBMITTED IN REGIONAL CENTERS

THE E-PETITIONS WHICH COLLECTED THE REQUISITE NUMBER OF SIGNATURES WERE REVIEWED BY THE LOCAL AUTHORITIES

THE E-PETITIONS WHICH WERE SUPPORTED BY THE LOCAL AUTHORITIES WERE IMPLEMENTED

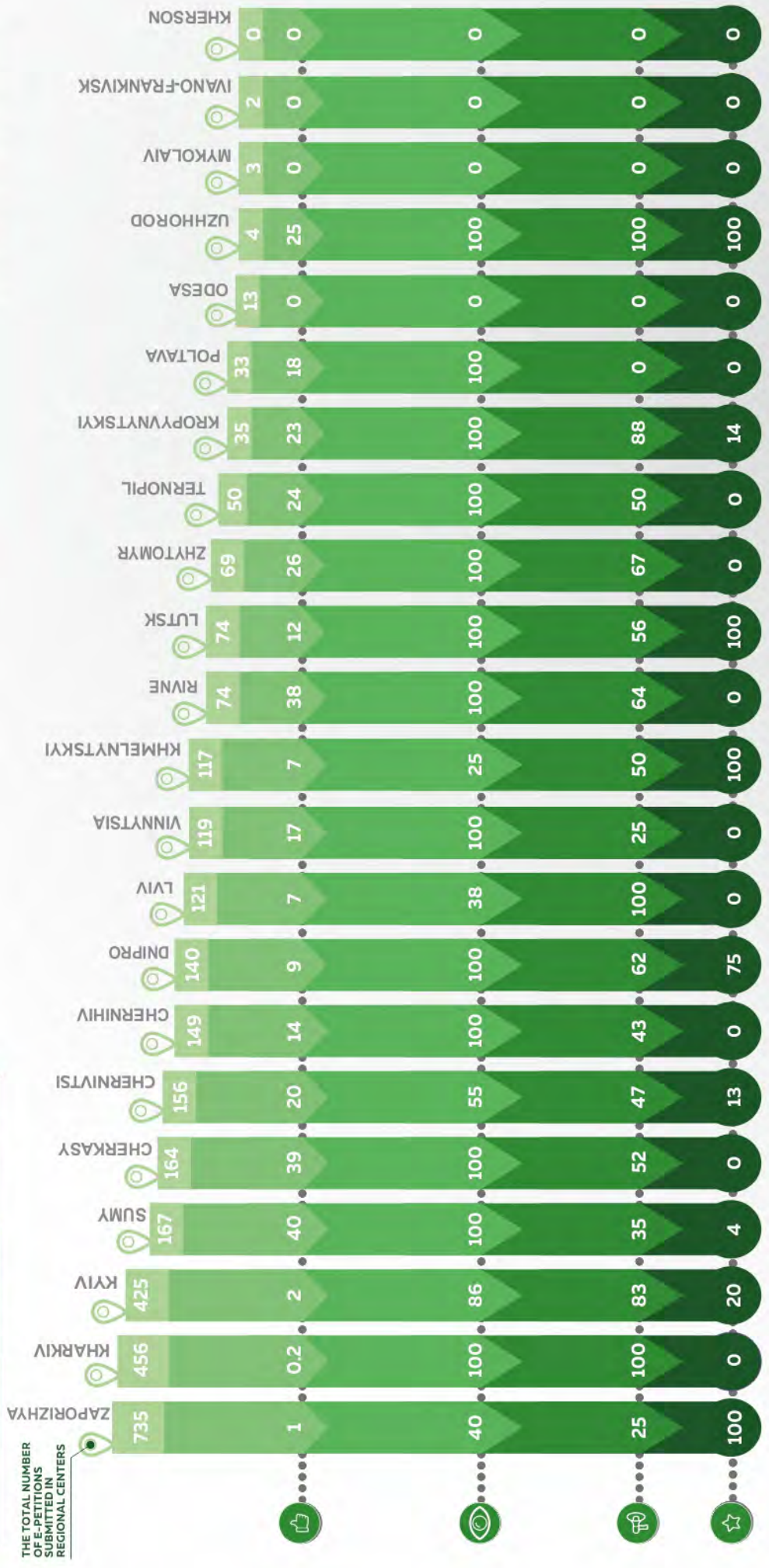
11 90 49 12

THE QUOTIENT OF E-PETITIONS IN REGIONAL CENTERS REGARDING DATA IN UKRAINE (76%)

4096 THE TOTAL NUMBER OF E-PETITIONS SUBMITTED IN UKRAINE

14% 92% 56% 21%

Data as of 01.06.2018



# Bibliography

Litvinova K. "Public and online services for the residents of the united territorial communities". Kyiv: Center for Innovations Development, 2018.

Khutkyy D. "E-petitions in Ukraine: People's Agenda setting". Kyiv, 2017.

Loboyko S., Litvinova K., Iemelianova A. "E-petitions in Ukraine: inventory and the meeting the Law requirements in the cities – regional centers". Kyiv: Center for Innovations Development, 2017.

Prykhodko K., Iemelianova A., Loboyko S. and oth. "Index of the local e-democracy in Ukraine: pilot research" / editors S. Loboyko, D. Khutkyy, A. Iemelianova. Kyiv: Center for Innovations Development, 2018.

